

# BIRCHCLIFF

## ENERGY



Birchcliff's 100% owned and operated Pouce Coupe Gas Plant

# CORPORATE PRESENTATION

AUGUST 2024



### SELECT 2024 GUIDANCE<sup>(1)</sup>

Average production	75,000 – 77,000 boe/d
Adjusted funds flow <sup>(2)</sup>	\$250 million
F&D capital expenditures	\$250 – \$270 million
Free funds flow <sup>(2)</sup>	\$0 – (\$20) million
Annual base dividend <sup>(3)</sup>	\$108 million
Total debt at year end <sup>(4)</sup>	\$495 – \$515 million

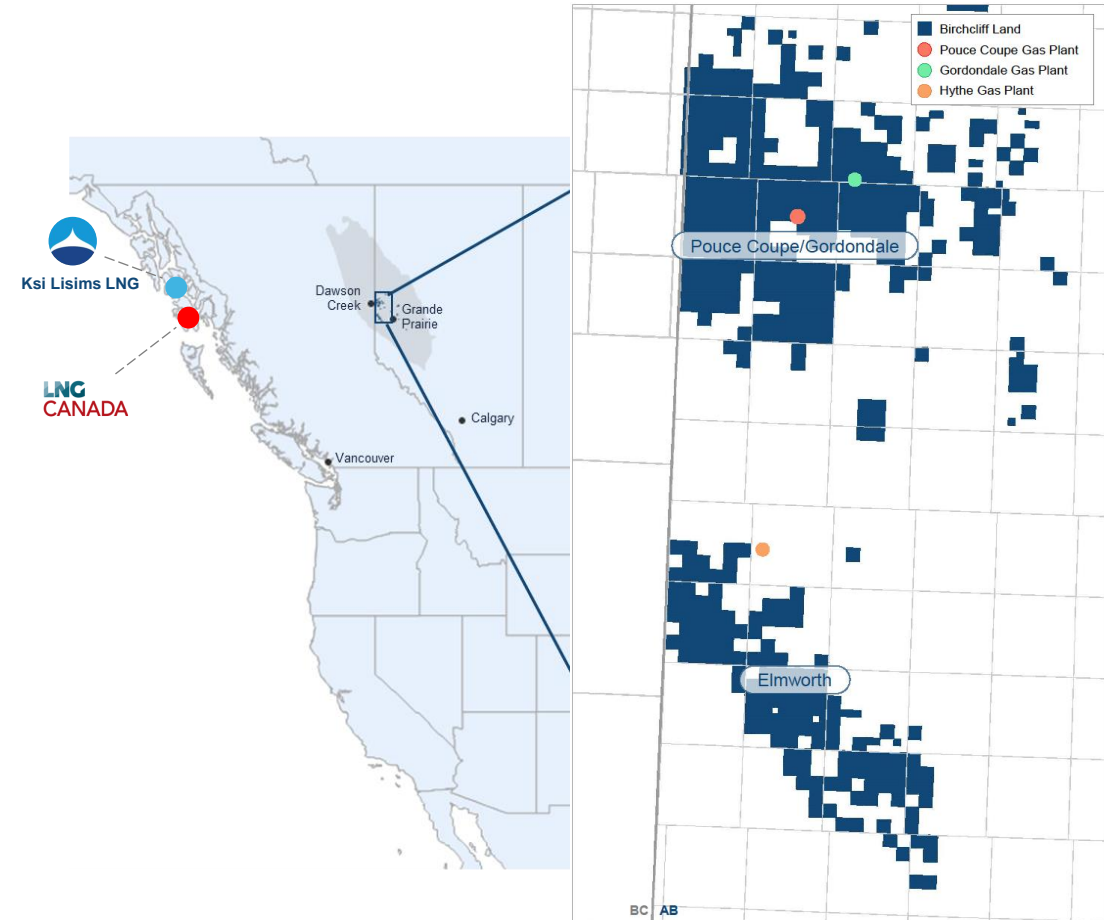
### 2024 FORWARD FIVE MONTHS' FREE FUNDS FLOW SENSITIVITY<sup>(5)(6)</sup>

Change in:	WTI US\$1.00/bbl \$1.2 million	NYMEX HH US\$0.10/MMBtu \$2.5 million	Dawn US\$0.10/MMBtu \$3.4 million	AECO CDN\$0.10/GJ \$1.3 million	CDN/US exchange rate CDN\$0.01 \$1.4 million
------------	--------------------------------------	---	---	---------------------------------------	--

### CORPORATE INFORMATION

Common share price (TSX:BIR) as at August 13, 2024	\$6.10 per share
Common shares outstanding as at August 13, 2024	~269 million
Market capitalization as at August 13, 2024	\$1.6 billion
2024 annual common share dividend (paid quarterly)	\$0.40 per share
Base dividend yield as at August 13, 2024	6.6%
Gross 2P reserves as at December 31, 2023 <sup>(7)</sup>	994 MMboe
Reserves life index as at December 31, 2023 <sup>(8)</sup>	PDP – 8 years; 2P – 36 years

### BIRCHCLIFF IS A DIVIDEND-PAYING, PURE ALBERTA MONTNEY/DOIG RESOURCE PLAY PRODUCER



1) Birchcliff's guidance for adjusted funds flow, free funds flow and total debt in 2024 is based on an annual average production rate of 76,000 boe/d in 2024, which is the mid-point of Birchcliff's updated annual average production guidance range for 2024. See "Advisories – Forward-Looking Statements" for further information regarding the risks and assumptions relating to Birchcliff's updated 2024 guidance and the commodity price, exchange rate and other assumptions for such guidance.

2) Non-GAAP financial measure. See "Advisories – Non-GAAP and Other Financial Measures".

3) Assumes that an annual base dividend of \$0.40 per common share is paid and that there are approximately 269 million common shares outstanding, with no special dividends paid. The declaration of future dividends is subject to the approval of the board of directors (the "Board") and is subject to change.

4) Capital management measure. See "Advisories – Non-GAAP and Other Financial Measures".

5) Birchcliff's updated commodity price and exchange rate assumptions and free funds flow sensitivity for 2024 are based on anticipated full-year averages, which include settled benchmark commodity prices and the CDN/US exchange rate for the period from January 1, 2024 to July 31, 2024. See "Advisories – Forward-Looking Statements".

6) Illustrates the expected impact of changes in commodity prices and the CDN/US exchange rate on the Corporation's forecast of free funds flow for 2024, holding all other variables constant. The calculated impact on free funds flow is only applicable within the limited range of change indicated. Calculations are performed independently and may not be indicative of actual results. Actual results may vary materially when multiple variables change at the same time and/or when the magnitude of the change increases. See "Advisories – Forward-Looking Statements" for commodity price and exchange rate assumptions used in this sensitivity.

7) Based upon the evaluation by Deloitte, independent qualified reserves evaluator, with an effective date of December 31, 2023 as contained in the report of Deloitte dated February 14, 2024 (the "2023 Deloitte Report"). See "Advisories – Presentation of Oil and Gas Reserves".

8) See "Advisories – Oil and Gas Metrics" for a description of the methodology used to calculate reserves life index.

<b>Average production</b>	<b>78,358 boe/d</b>
Light oil (% of production)	2,419 bbls/d (3%)
Condensate (% of production)	4,467 bbls/d (6%)
NGLs (% of production)	6,634 bbls/d (8%)
Natural gas (% of production)	389,026 Mcf/d (83%)
<b>Adjusted funds flow</b>	<b>\$53.7 million<sup>(1)</sup></b> \$0.20 per basic common share <sup>(2)</sup>
<b>Cash flow from operating activities</b>	<b>\$26.9 million</b>
<b>F&amp;D capital expenditures</b>	<b>\$48.4 million</b>
<b>Dividends on common shares</b>	<b>\$26.9 million</b> \$0.10 per basic common share



1) Non-GAAP financial measure. See "Advisories – Non-GAAP and Other Financial Measures".  
 2) Non-GAAP ratio. See "Advisories – Non-GAAP and Other Financial Measures".

### WORLD-CLASS ASSET BASE



High-quality, multi-decade inventory in Pouce Coupe and Gordondale

Portfolio provides optionality, with a mix of low-decline dry natural gas and liquids-rich opportunities

Emerging Elmworth asset base provides significant resource upside aligned with strong LNG demand outlook

### OPERATIONAL EXCELLENCE



Executive and management teams with a proven track record

Low cost through owning, operating and controlling infrastructure

Significant in-house expertise

# BIRCHCLIFF

## ENERGY

### FINANCIAL STRENGTH & SHAREHOLDER RETURNS



Significant financial flexibility backstopped by a strong balance sheet

Stable base dividend

Natural gas and liquids market diversification

### ESG



Birchcliff's liability management rating of 16.11 (as at August 3, 2024) exceeds the industry average of 5.49

Significant investments, partnerships and donations in the communities where we operate

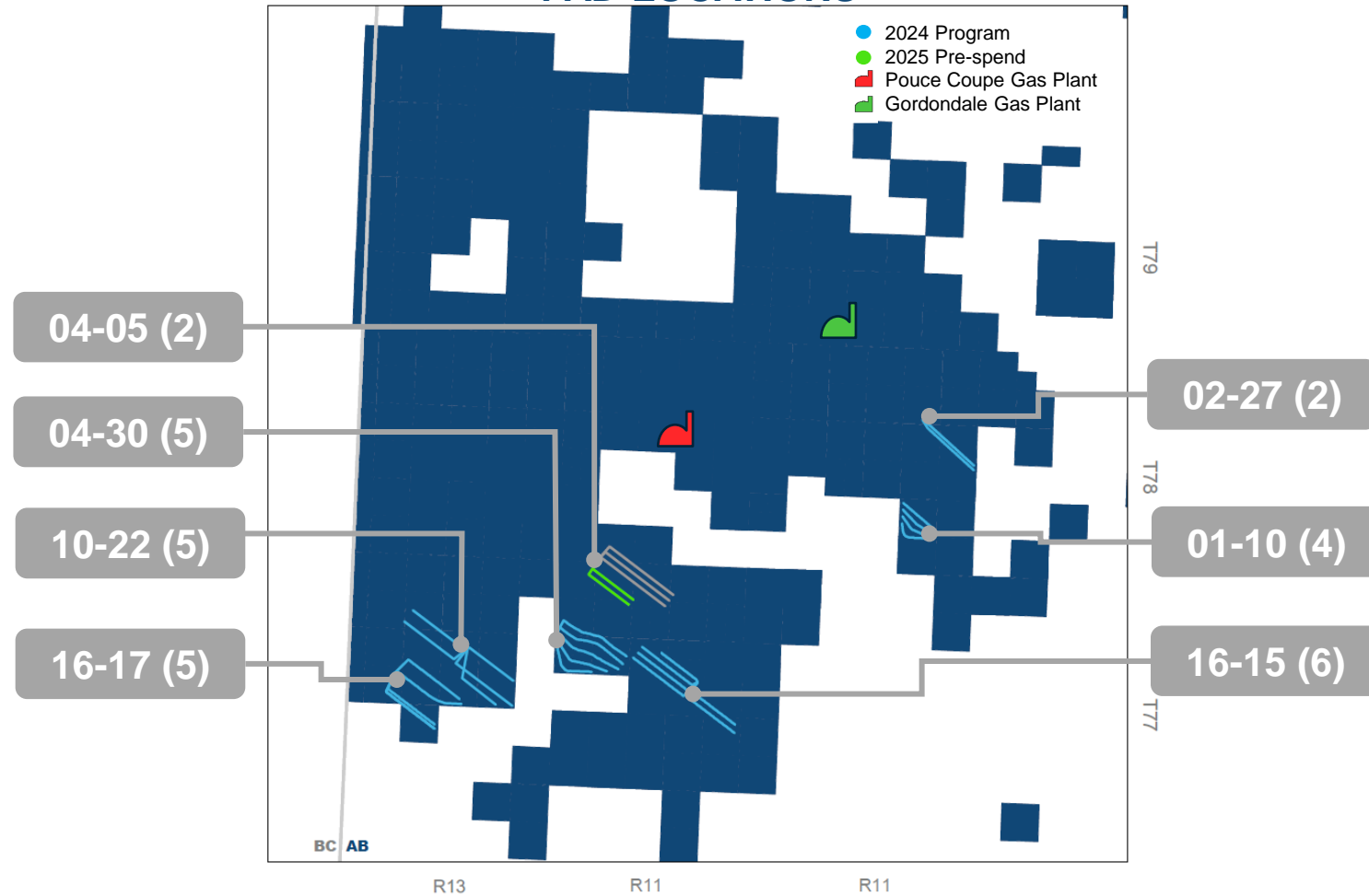
Board consisting of over 30% female representation since 2017

### 2024 F&D Capital Expenditures by Classification

Classification	Capital (millions)
DCCET <sup>(2)(3)</sup>	\$195 – \$200
Facilities and Infrastructure	\$15 – \$20
Maintenance and Optimization <sup>(4)</sup>	\$15 – \$20
Land & Seismic <sup>(5)</sup>	\$10
Other <sup>(6)</sup>	\$15 – \$20
<b>Total F&amp;D Capital Expenditures<sup>(7)</sup></b>	<b>\$250 – \$270</b>

		Number of wells to be brought on production in 2024 <sup>(8)</sup>	Number of wells to be drilled in 2024 <sup>(8)</sup>
<b>Pouce Coupe</b>			
04-30 (5-well pad)	Montney D1	5	0 <sup>(9)</sup>
16-17 (5-well pad)	BD/UM	1	1
	Montney D1	3	3
	Montney D4	1	1
16-15 (6-well pad)	Montney D1	6	6
10-22 (5-well pad)	Montney D1	5	5
04-05 (5-well pad)	Montney D1	0 <sup>(10)</sup>	2
<b>Gordondale</b>			
02-27 (2-well pad)	Montney D1	1	1
	Montney D2	1	1
01-10 (4-well pad)	Montney D1	4	4
<b>Elmworth</b>			
13-09 vertical	Montney	0	1
01-28 horizontal	Montney	0	1
<b>TOTAL</b>		<b>27</b>	<b>26</b>

### 2024 POUCE COUPE & GORDONDALE PAD LOCATIONS

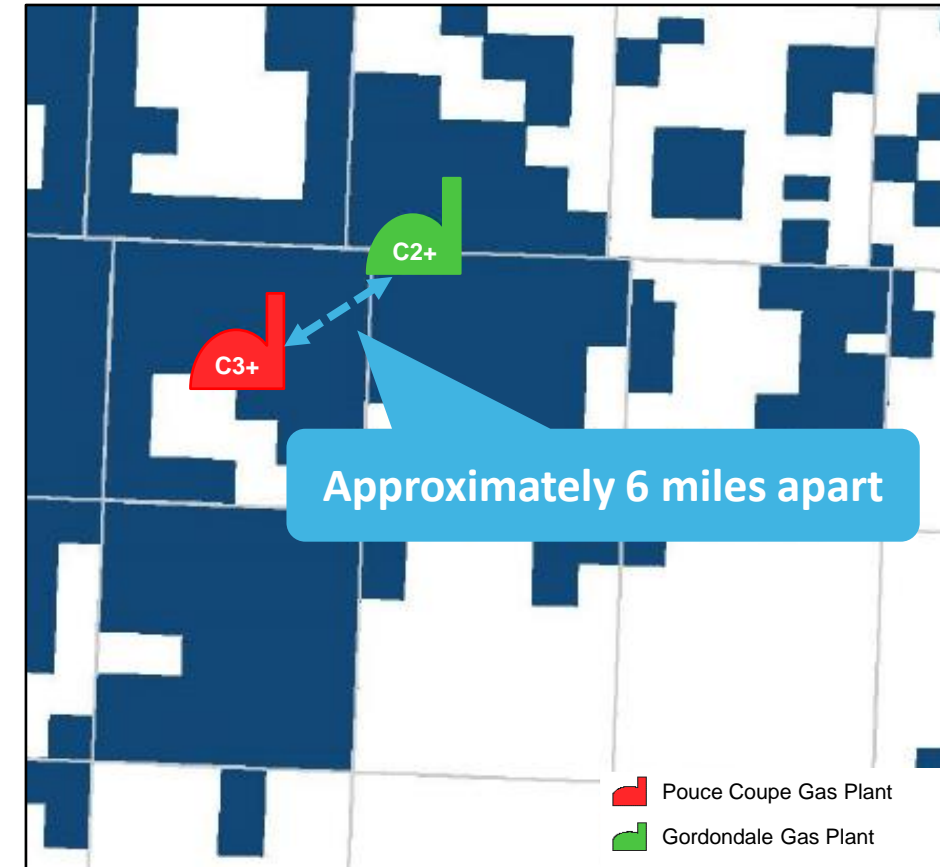


1) For further information regarding the risks and assumptions relating to the Corporation's guidance, see "Advisories – Forward-Looking Statements".  
 2) On a DCCET basis, the average well cost in 2024 is estimated to be approximately \$7.6 million for each of Pouce Coupe and Gordondale. These costs can vary depending on factors such as the size of the associated multi-well pads, horizontal well length, the costs of construction, the existence of pipelines and other infrastructure and the distance to existing or planned pipelines and other infrastructure.  
 3) Includes the completion, equipping and tie-in costs of approximately \$20 million associated with five wells on the 04-30 pad that were drilled and rig released in Q4 2023.  
 4) Maintenance and optimization includes capital to enhance production, reduce operating expense and maximize netbacks.  
 5) Land and seismic includes capital for crown sales and rental payments but does not include other property acquisitions and dispositions.  
 6) Other primarily includes capitalized G&A.  
 7) Net property acquisitions and dispositions have not been included in the table above as these amounts are generally unbudgeted. See "Advisories – F&D Capital Expenditures" and "Advisories – Forward-Looking Statements".  
 8) All wells are natural gas wells, except for the 4-well 01-10 pad, which is targeting light oil.  
 9) The five wells drilled on the 04-30 pad were drilled in December 2023.  
 10) It is currently anticipated that these wells will be brought on production in Q1 2025.

# LONG-TERM CONTRACT OPERATING AGREEMENT

## AGREEMENT EXPECTED TO REDUCE LONG-TERM OPERATING COSTS

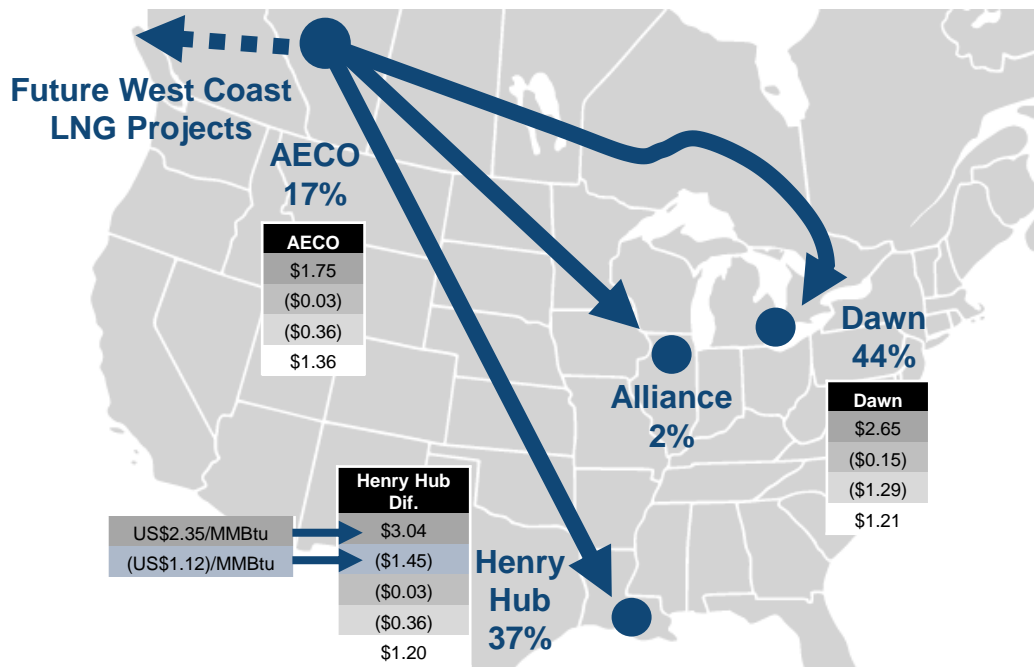
- Birchcliff commenced contract operating the Gordondale Gas Plant on July 1, 2024
- Optimization opportunities and the interconnectivity of the two assets are expected to drive lower operating costs, reduce downtime and optimize NGLs recoveries, increasing profitability
- Birchcliff continues to represent 100% throughput of the Gordondale Gas Plant, with firm-service natural gas processing of up to 120 MMcf/d (full capacity) and a take-or-pay obligation of 100 MMcf/d
- Existing processing agreement with AltaGas continues until at least December 31, 2032





**2024 OUTLOOK**  
NATURAL GAS MARKETING AND DIVERSIFICATION<sup>(1)</sup>

**2024E NATURAL GAS MARKET EXPOSURE**



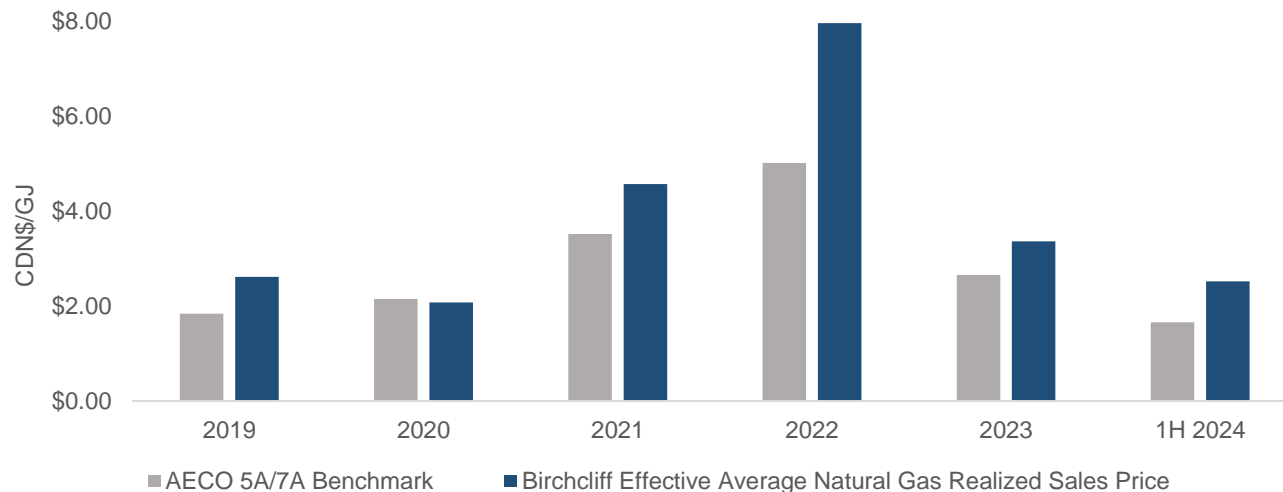
Pricing Hub	
Forecasted Annual Average Realized Sales Price per Hub (CDN\$/GJ)	
Basis Differential Cost (CDN\$/GJ)	
Estimated Fuel Cost From Field to Sales Point (CDN\$/GJ) <sup>(2)</sup>	
Estimated Transportation Cost From Field to Sales Point (CDN\$/GJ) <sup>(3)</sup>	
Estimated Natural Gas Sales Netback (CDN\$/GJ) <sup>(4)</sup>	

**MARKETING HIGHLIGHTS**

- Diversified portfolio engaged in physical and financial North American markets
- Substantial firm transportation away from AECO into Dawn to capitalize on the eastern market's large demand centres
- Birchcliff's NYMEX HH/AECO 7A basis swaps diversify risk away from AECO
- Founding member of Rockies LNG

Due to Birchcliff's market diversification strategy, its effective natural gas realized sales price has historically outperformed the AECO 5A/7A benchmark

**NATURAL GAS DIVERSIFICATION**



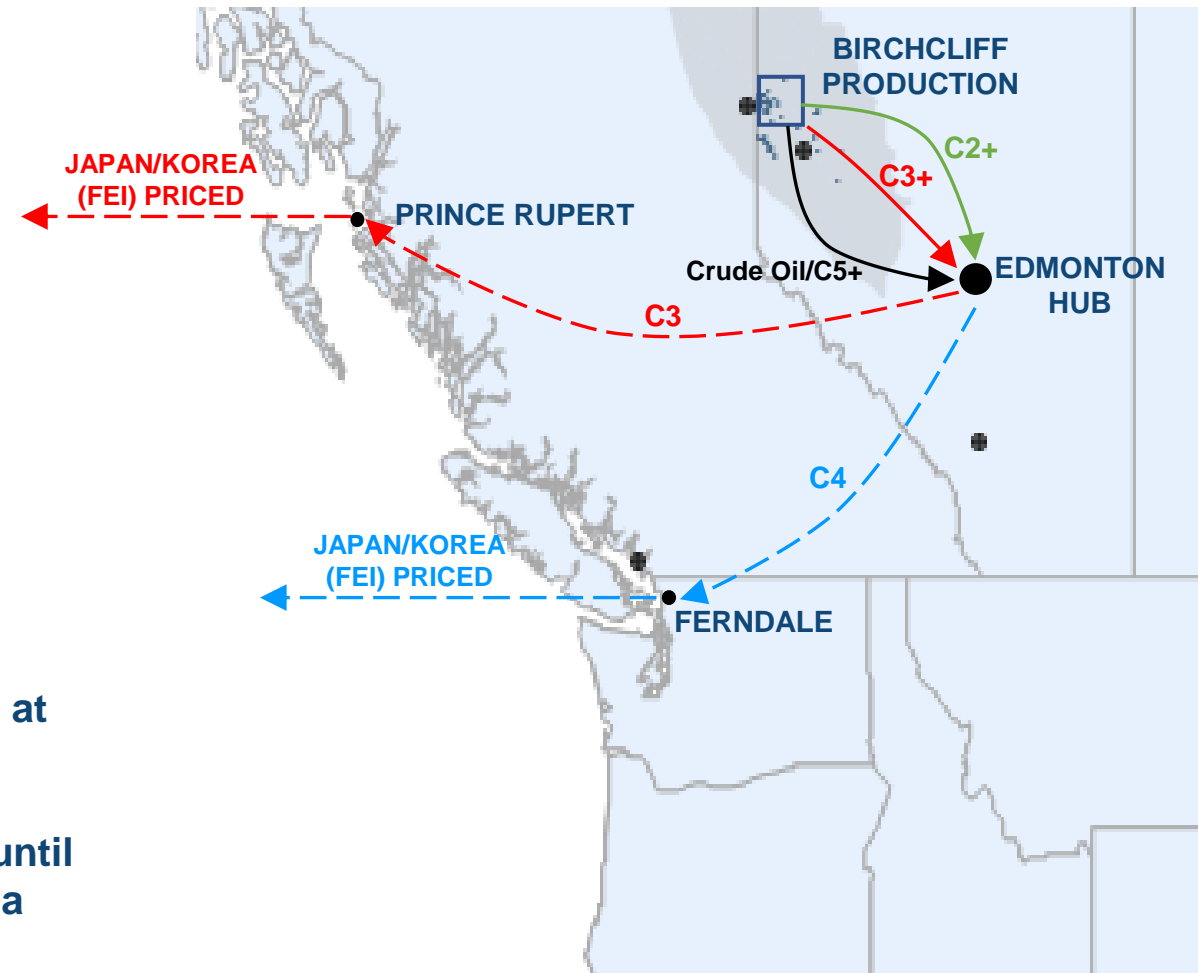
<sup>1)</sup> See "Advisories – Forward-Looking Statements" for information regarding the risks and assumptions relating to Birchcliff's guidance.  
<sup>2)</sup> Recorded net of extraction and other minor income.  
<sup>3)</sup> Recorded as transportation expense for AECO and Dawn service. Transportation expense recorded net of realized wellhead price for Alliance service.  
<sup>4)</sup> Natural gas sales netback denotes the average realized natural gas sales price less fuel costs, natural gas transportation costs and any basis differential costs.

### PROPANE (C3)

- Birchcliff currently markets a portion of its propane at AltaGas' Ridley Island Propane Export Terminal in British Columbia
- The agreement provides Birchcliff with access to premium Far East Index ("FEI") pricing

### BUTANE (C4)

- Birchcliff has entered into a long-term butane export agreement at AltaGas' LPG export terminal at Ferndale, Washington
- Birchcliff will market up to 625 bbls/d of butane on a firm basis until March 31, 2025, increasing to 1,000 bbls/d on April 1, 2025, with a take-or-pay obligation of 80% of firm
- The agreement provides Birchcliff with access to premium FEI pricing





### KEY THEMES:



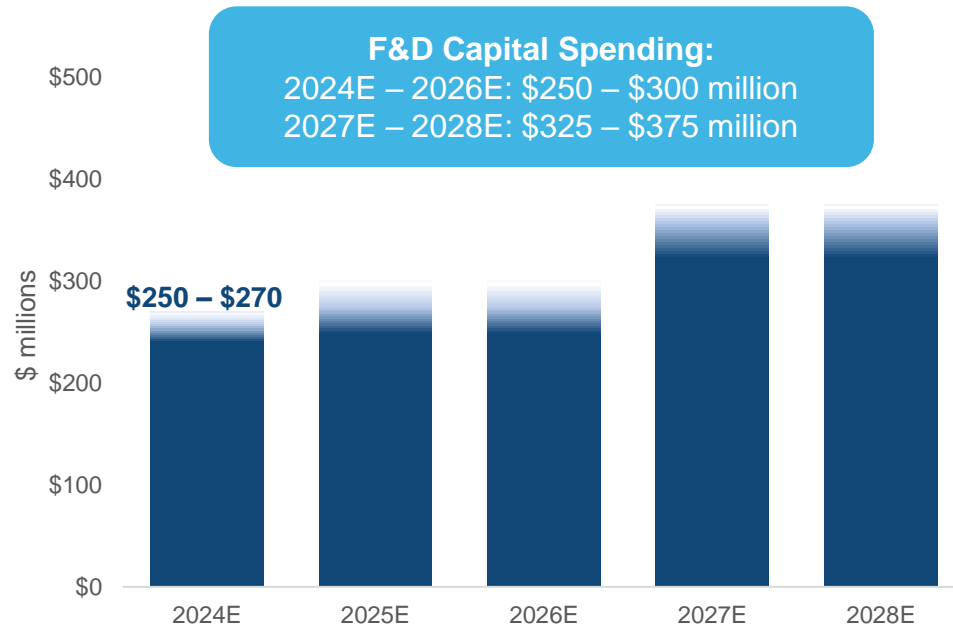
**MAINTAIN STRONG  
BALANCE SHEET**



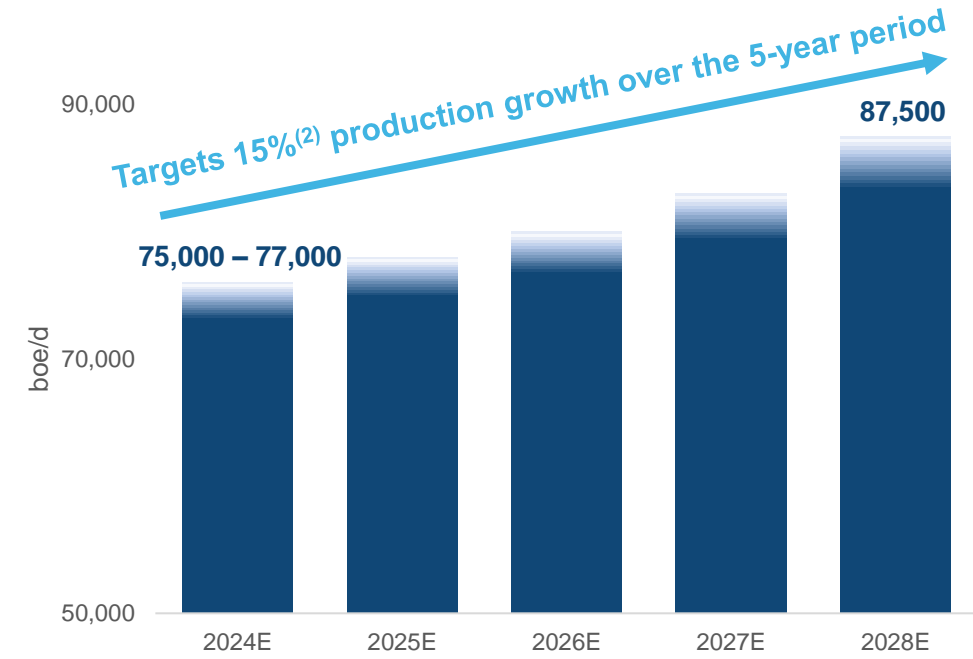
**DELIVER STABLE  
SHAREHOLDER RETURNS**



**FULLY UTILIZE EXISTING  
INFRASTRUCTURE**



**F&D CAPITAL SPENDING<sup>(3)</sup>**



**PRODUCTION**

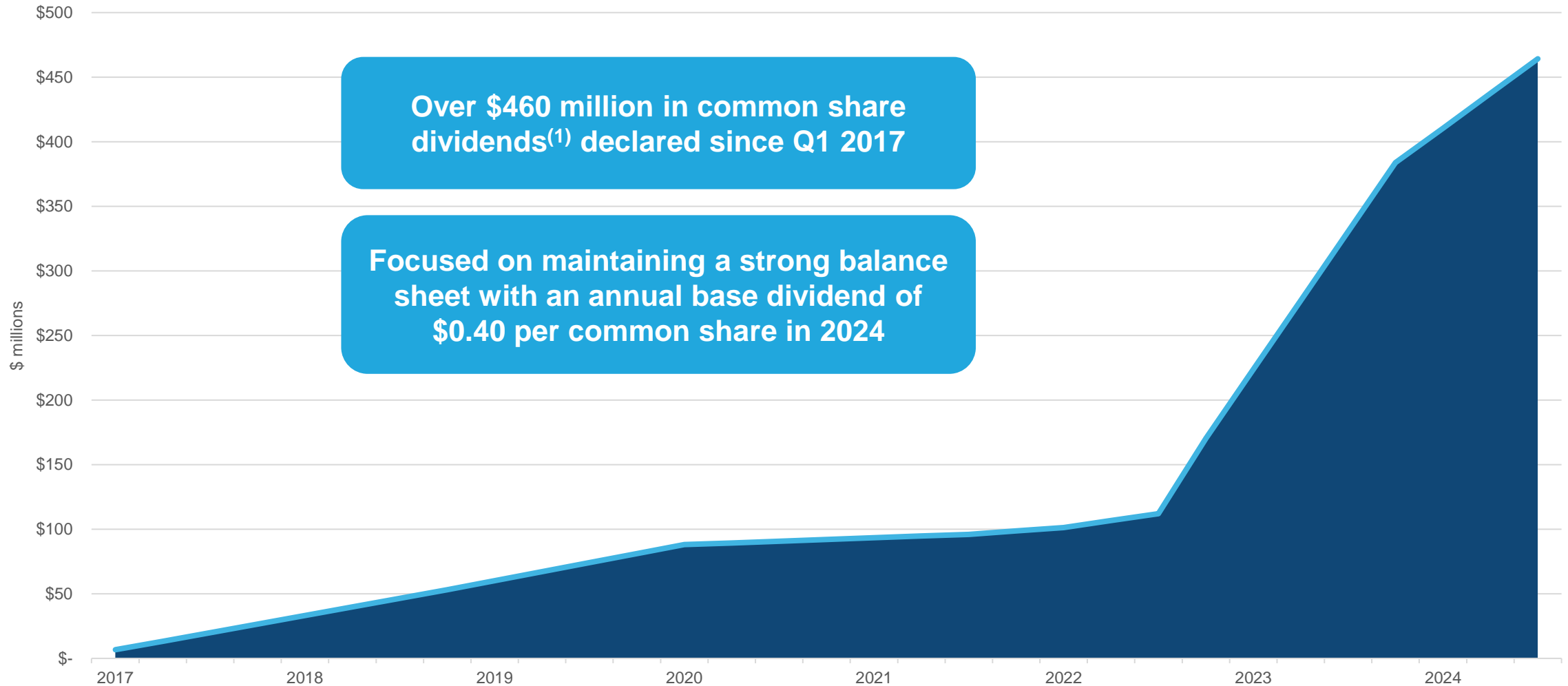
**Delivering disciplined production growth over the five-year period, which will fully utilize available existing processing and transportation capacity, reducing per unit costs**

<sup>1)</sup> For illustrative purposes only and should not be relied upon as indicative of future results. The internal projections, expectations and beliefs underlying Birchcliff's five-year outlook for 2024 to 2028 (the "Five-Year Outlook") are subject to change in light of ongoing results and prevailing economic and industry conditions. Birchcliff's F&D capital budgets for 2025 to 2028 have not been finalized and are subject to approval by the Board. Accordingly, the levels of F&D capital expenditures set forth herein are subject to change, which could have an impact on the forecasted production and other metrics set forth herein. For further information regarding the risks and assumptions relating to the Five-Year Outlook, see "Advisories – Forward-Looking Statements".

<sup>2)</sup> Based on an annual average production rate of 76,000 boe/d in 2024, which is the mid-point of Birchcliff's updated annual average production guidance range for 2024, and an annual average production rate of 87,500 boe/d in 2028.

<sup>3)</sup> These capital expenditures would allow the Corporation to bring between 170 and 180 wells on production over the five-year period.

**CUMULATIVE COMMON SHARE DIVIDENDS<sup>(1)</sup>**



Over \$460 million in common share dividends<sup>(1)</sup> declared since Q1 2017

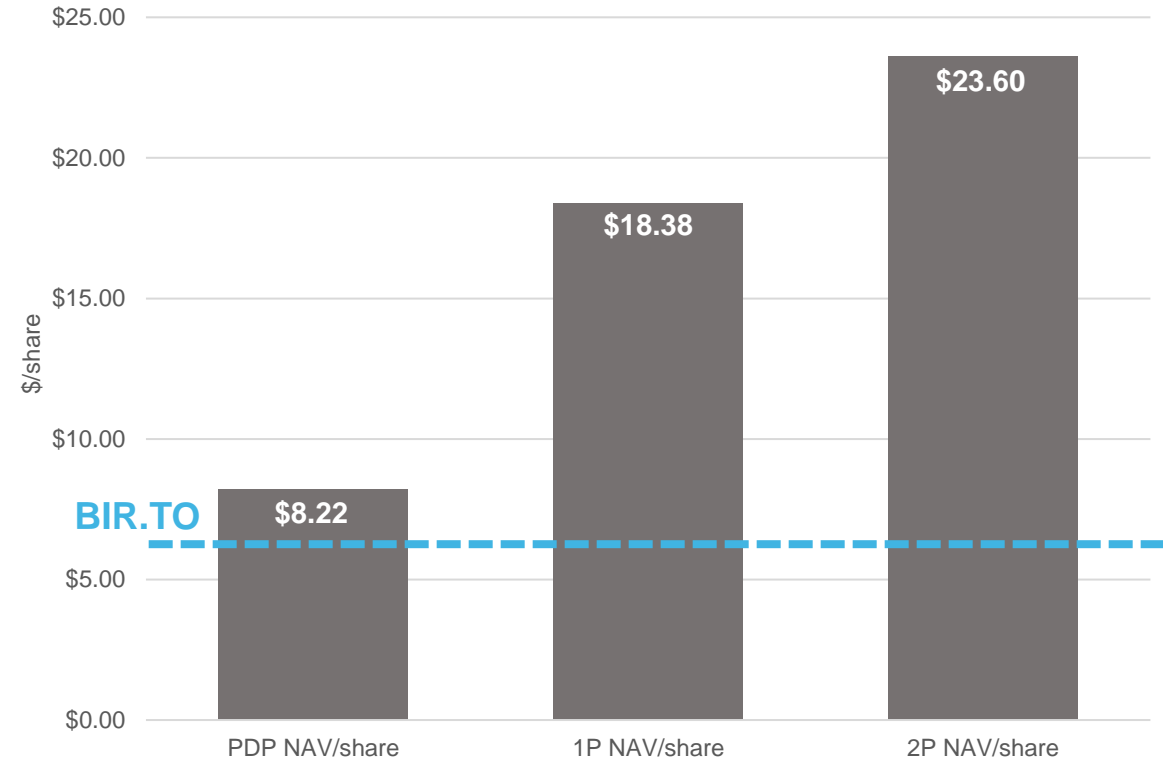
Focused on maintaining a strong balance sheet with an annual base dividend of \$0.40 per common share in 2024

1) Includes the Q3 2024 dividend declared on August 14, 2024, payable on September 27, 2024. This assumes that there are approximately 269 million common shares outstanding on record at the close of business on September 13, 2024. The declaration of future dividends is subject to the approval of the Board and is subject to change.

### RESERVES SUMMARY – AT DECEMBER 31, 2023

	Proved Developed Producing	Total Proved	Total Proved Plus Probable
Reserves (Mboe)	220,536	691,886	993,897
NPV10 before tax (billions) <sup>(3)</sup>	\$2.6	\$5.4	\$6.8
Reserves life index (years) <sup>(4)</sup>	8.0	25.1	35.8

### 2023YE NET ASSET VALUE PER COMMON SHARE<sup>(2)</sup>



Based on the August 13, 2024 closing price of \$6.10/share, Birchcliff is trading at 74% of its PDP NAV/share

<sup>1)</sup> See "Advisories – Presentation of Oil and Gas Reserves".

<sup>2)</sup> Net asset value per common share is as at December 31, 2023 and is primarily impacted by the net present value (before income taxes, discounted at 10%) of the Corporation's reserves as evaluated by Deloitte using forecast prices and costs and excludes any value from undeveloped land and seismic. For 2023, based on 274.2 million common shares, which includes 267.2 million basic common shares outstanding at December 31, 2023 and 7.0 million dilutive common shares from unexercised in-the-money stock options and performance warrants outstanding at December 31, 2023. Net asset value is a non-GAAP financial measure and net asset value per common share is a non-GAAP ratio. See "Non-GAAP and Other Financial Measures".

<sup>3)</sup> Represents the net present value of the future net revenue (before income taxes, discounted at 10%) of Birchcliff's PDP, total proved and total proved plus probable reserves, as applicable, as estimated by Deloitte, using forecast prices and costs. Estimates of future net revenue do not represent fair market value.

<sup>4)</sup> Based on a forecast production rate of 76,000 boe/d, which represents the mid-point of Birchcliff's updated annual average production guidance range for 2024. See "Advisories – Oil and Gas Metrics" for a description of the methodology used to calculate reserves life index.





Large contiguous land blocks consisting of 375.8 net sections as at December 31, 2023, including the Pouce Coupe, Gordondale and Elmworth areas



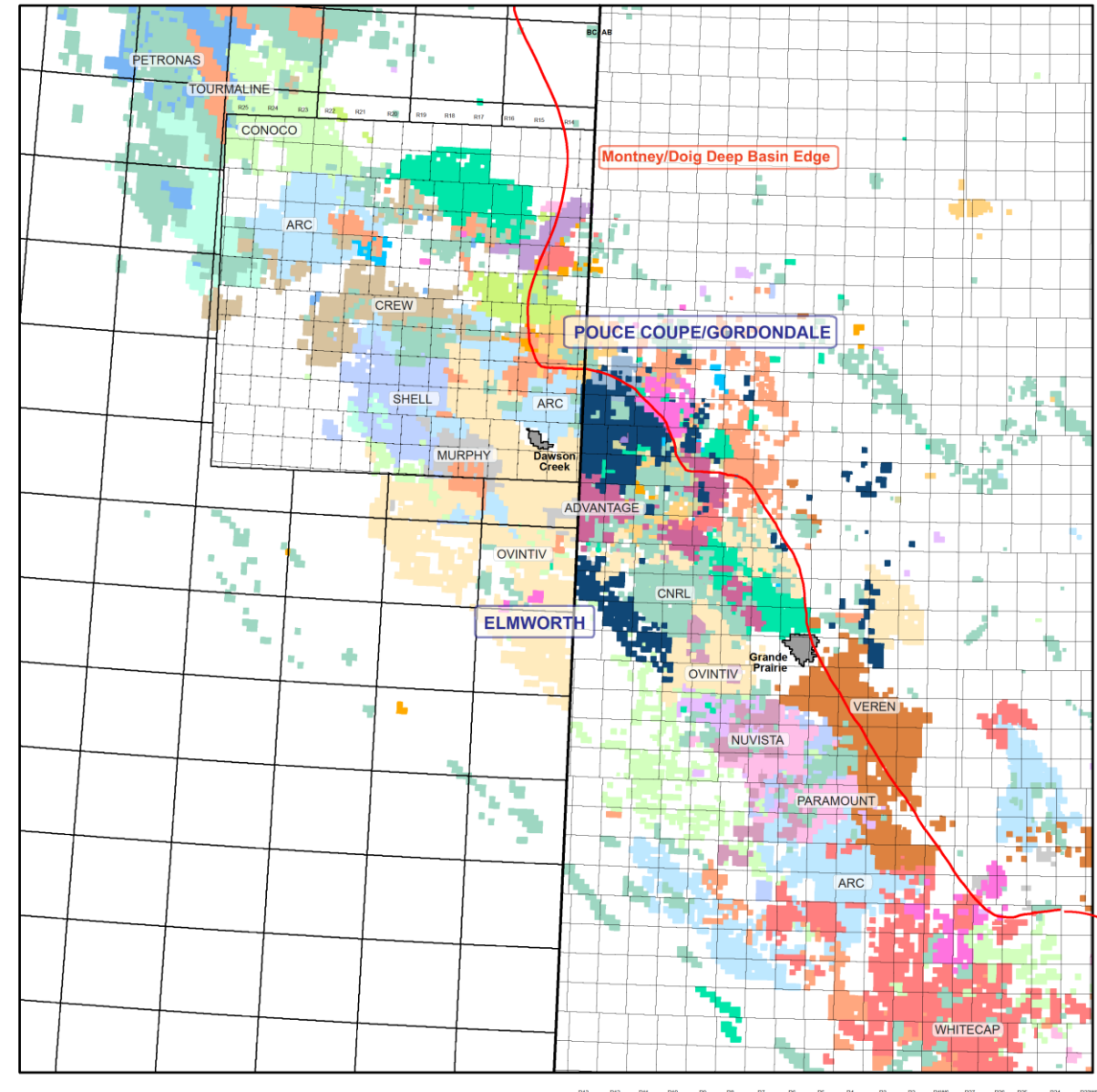
Extensive Montney/Doig portfolio provides commodity cycle optimization with production mix of prolific dry natural gas and liquids-rich targets



Low-risk Pouce Coupe and Gordondale assets generate free funds flow with decades of drilling inventory

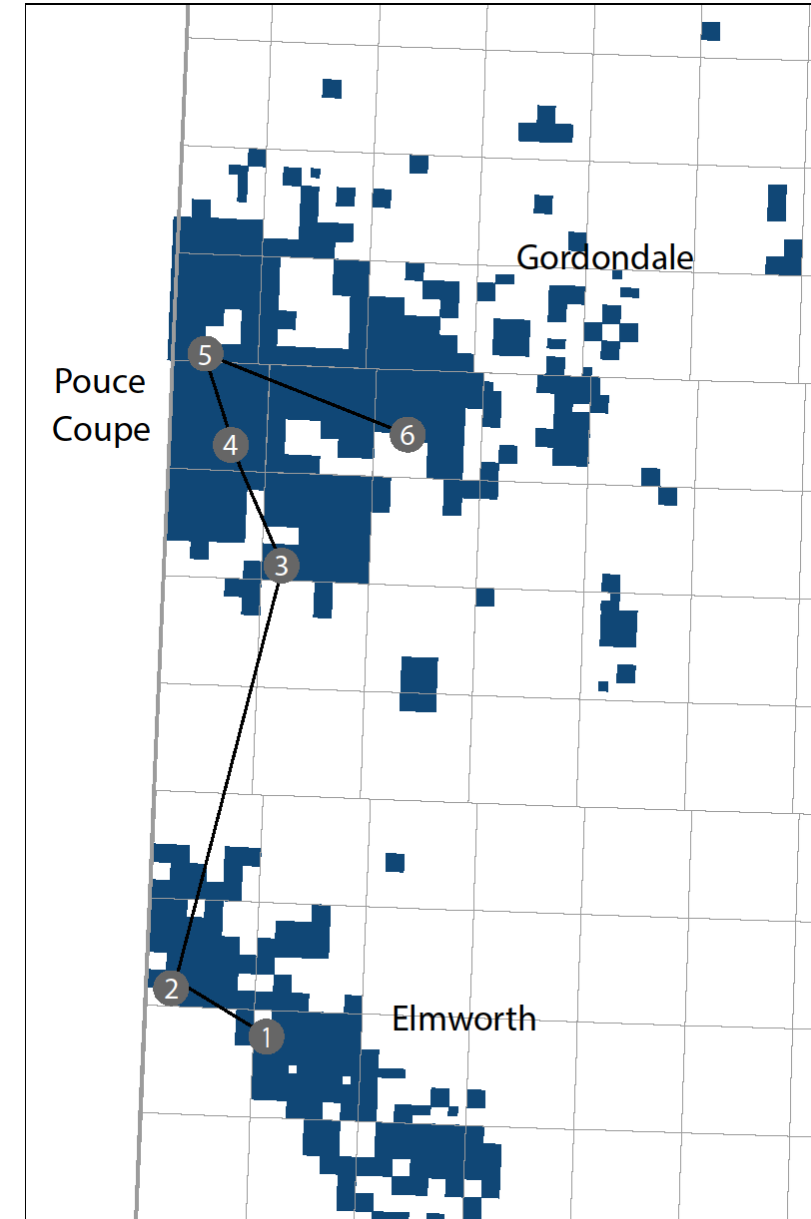
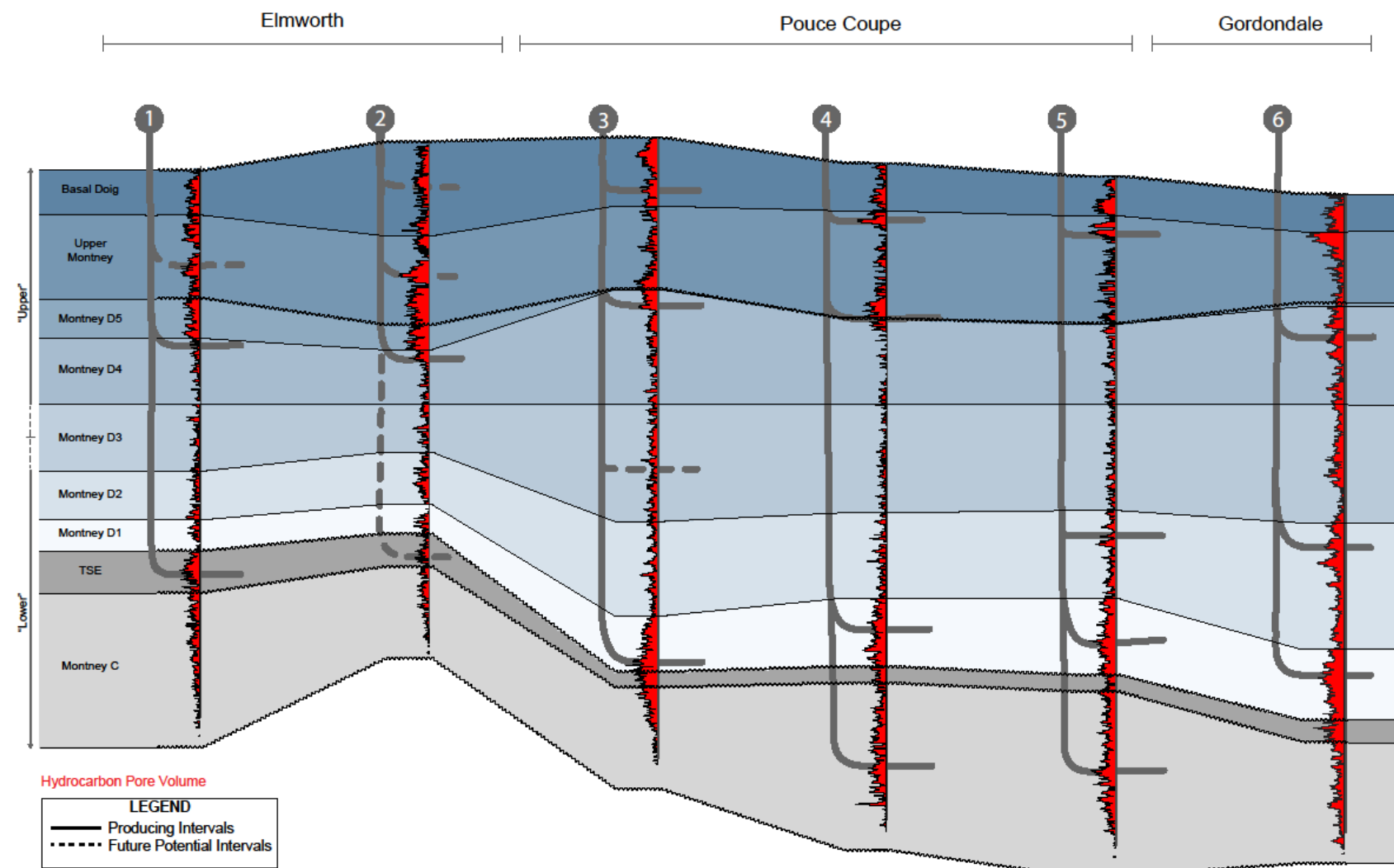


Emerging Elmworth land base provides significant additional Montney/Doig inventory with optionality to grow into developing LNG demand

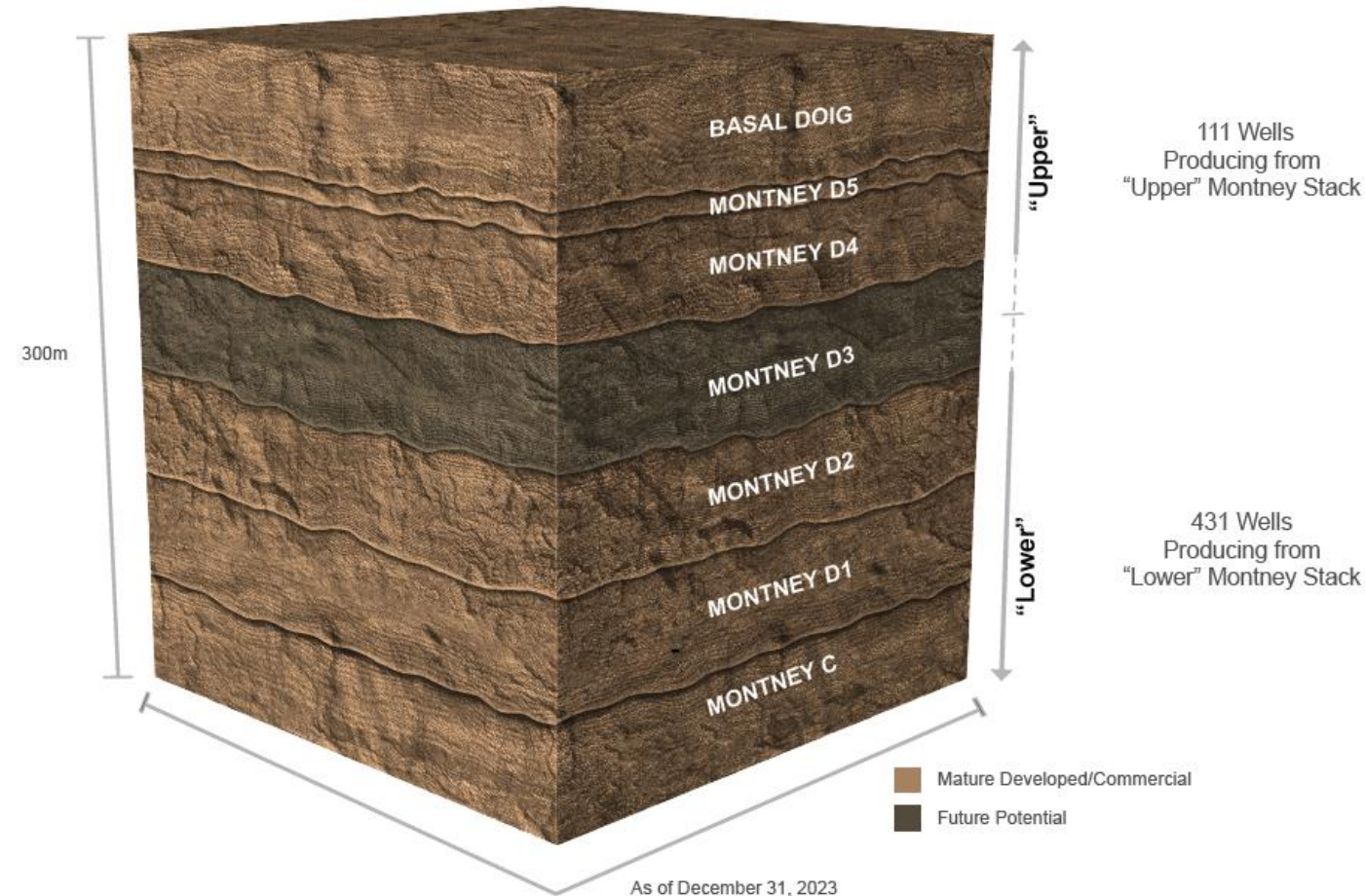


# BIRCHCLIFF'S MONTNEY/DOIG RESOURCE PLAY

## LARGE MULTI-INTERVAL LAND POSITION



- Resource density: Stacked resource up to 300 metres thick
- Large areal extent: Extends over 50,000 square miles
- Exceptional “fracability”: Low clay content, low Poisson’s Ratio and high Young’s Modulus
- Exceptional fracture stability: Fractures stay open due to very low proppant embedment
- High permeability: Formation is dominated by siltstones allowing natural fluid flow
- Over pressured: Indicative of high gas in place and production capability
- Repeatability: Widespread “blanket” style deposition provides for more repeatable results





## 2024 Capital Program Major Themes

- The program is focused on locations with high rate-of-return, attractive paybacks and strong capital efficiencies.
- Level-loaded program utilizing 2 rigs, bringing onstream 27 wells from 6 pads.
- Balanced drilling opportunities of prolific natural gas and liquids-rich wells in Pouce Coupe and Gordondale.
- Year-to-date, increased frac intensity has delivered strong production rates.
- Flexibility to actively manage capital program in response to changing economic conditions.

### Pouce Coupe

- 4 pads targeting the “Lower” Montney Stack (D1) and the “Upper” Montney Stack (Basal Doig/Upper Montney & D4).
- Purposeful subsurface diagnostics to support further field optimization.
- Improve NGLs netbacks by completing third-party NGLs pipeline tie-in to Pouce Coupe Gas Plant, eliminating the need for transportation by truck.

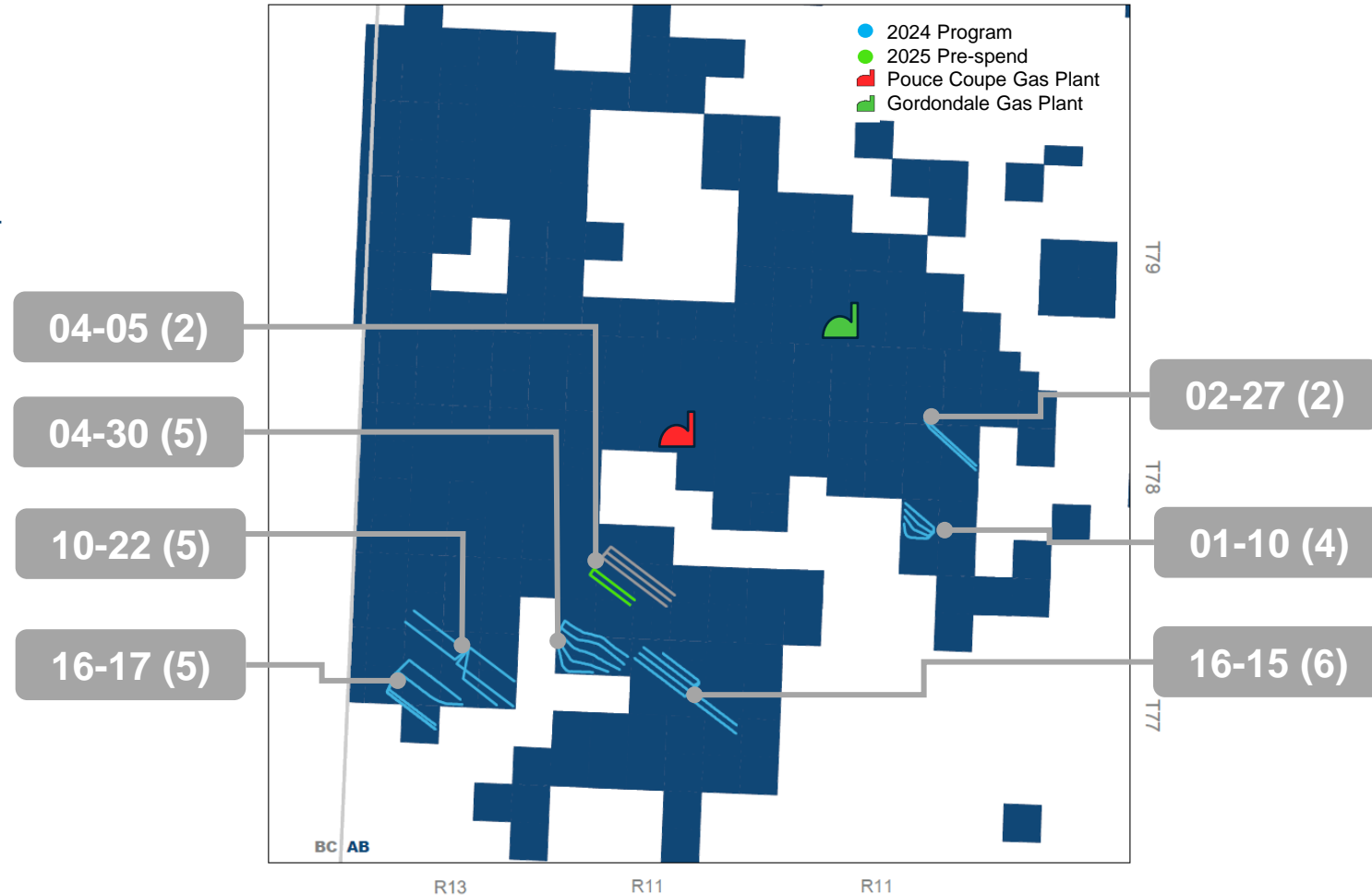
### Gordondale

- 2 pads, with a 4-well pad targeting light oil and a 2-well pad focused on liquids-rich, high-rate natural gas wells. Both pads are placed in the “Lower” Montney stack (D2 & D1).
- Continue to keep Gordondale Gas Plant full to maximize NGLs recovery.

### Elmworth

- Build, protect and optimize our approximately 140 net Montney sections including through the drilling of 1 (1.0 net) horizontal well and 1 (1.0 net) vertical well in the area during Q3/24.
- Progress formal planning for the construction of natural gas processing plant in the Elmworth area.

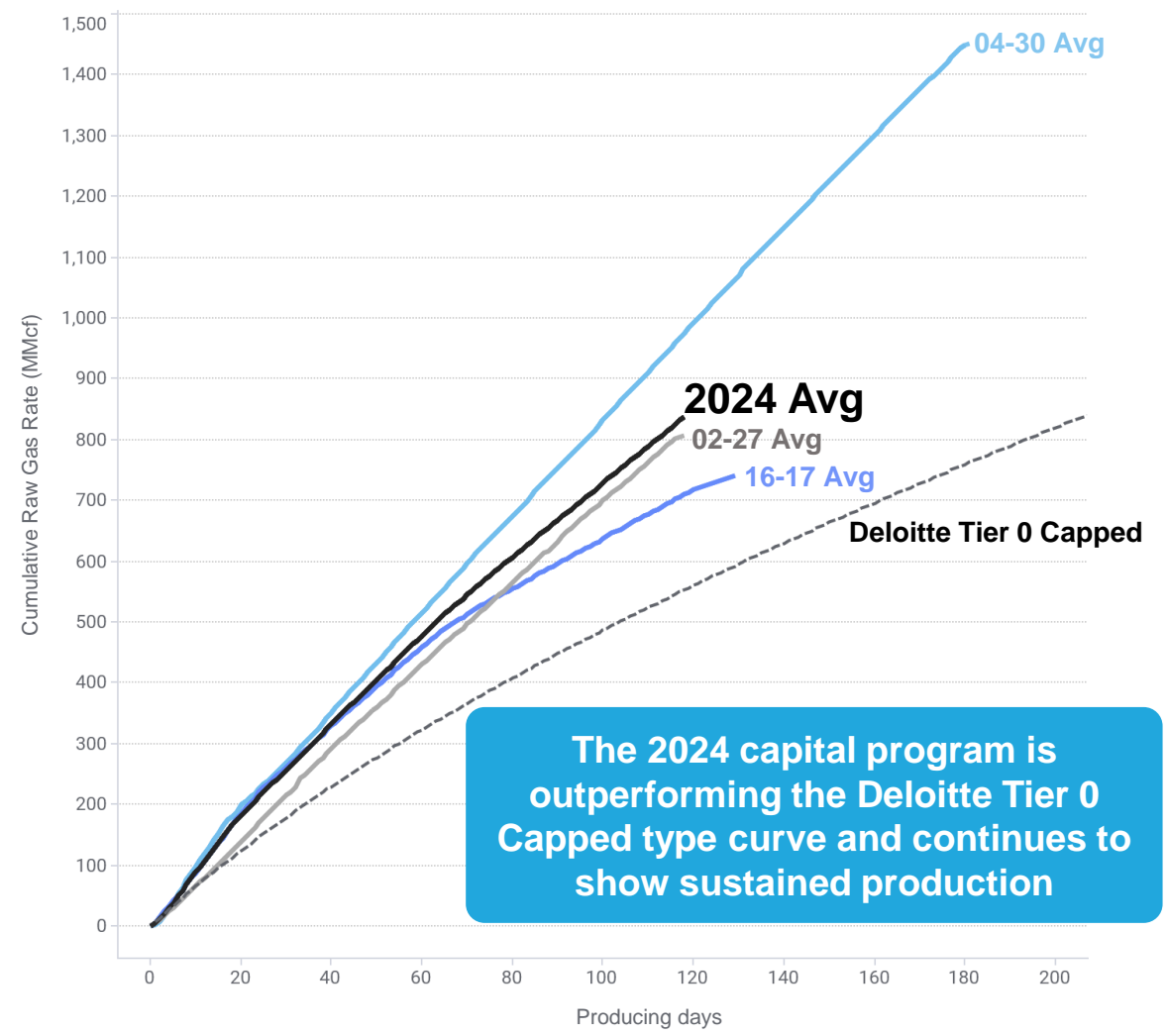
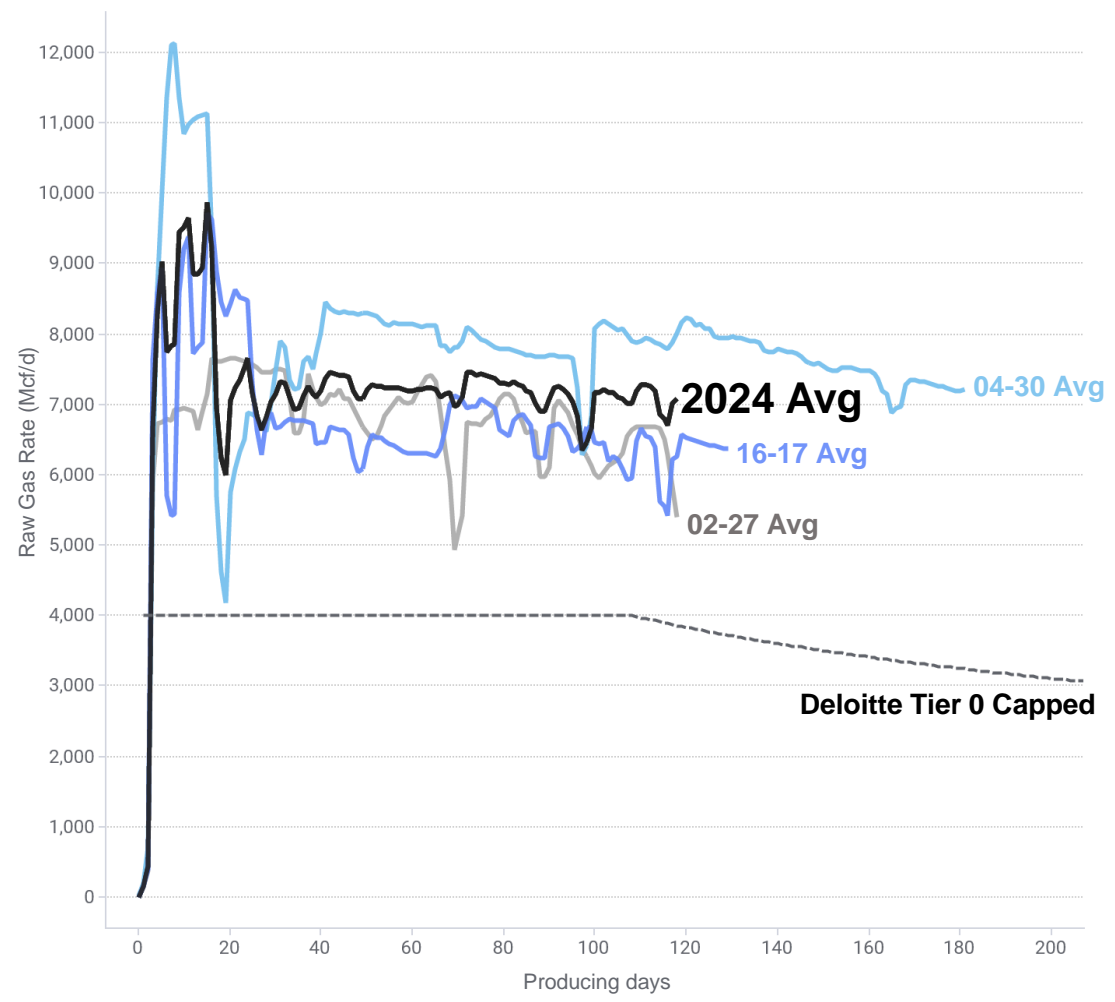
## 2024 POUCE COUPE & GORDONDALE PAD LOCATIONS



**10-22 and 16-15 pads to be brought onstream in Q4 2024, when natural gas prices are forecasted to be stronger**

# 2024 NATURAL GAS PADS: EXCEEDING EXPECTATIONS

## HIGH-RATE POUCE AND LIQUIDS-RICH GORDONDALE PADS VS. TIER 0 CAPPED TYPE CURVE<sup>(1)</sup>



The 2024 capital program is outperforming the Deloitte Tier 0 Capped type curve and continues to show sustained production

<sup>1)</sup> Deloitte Tier 0 Capped type curve represents the top Deloitte reserves type curve for natural gas.



Q2 2024 average production of 55,394 boe/d<sup>(1)</sup>, with a natural gas weighting of 91%. Pads brought onstream in 1H 2024 are exceeding internal estimates.



Proven asset in development phase, with large, low-risk multi-decade drilling inventory.



Wells show high initial deliverability, low terminal declines and stable long-term production.



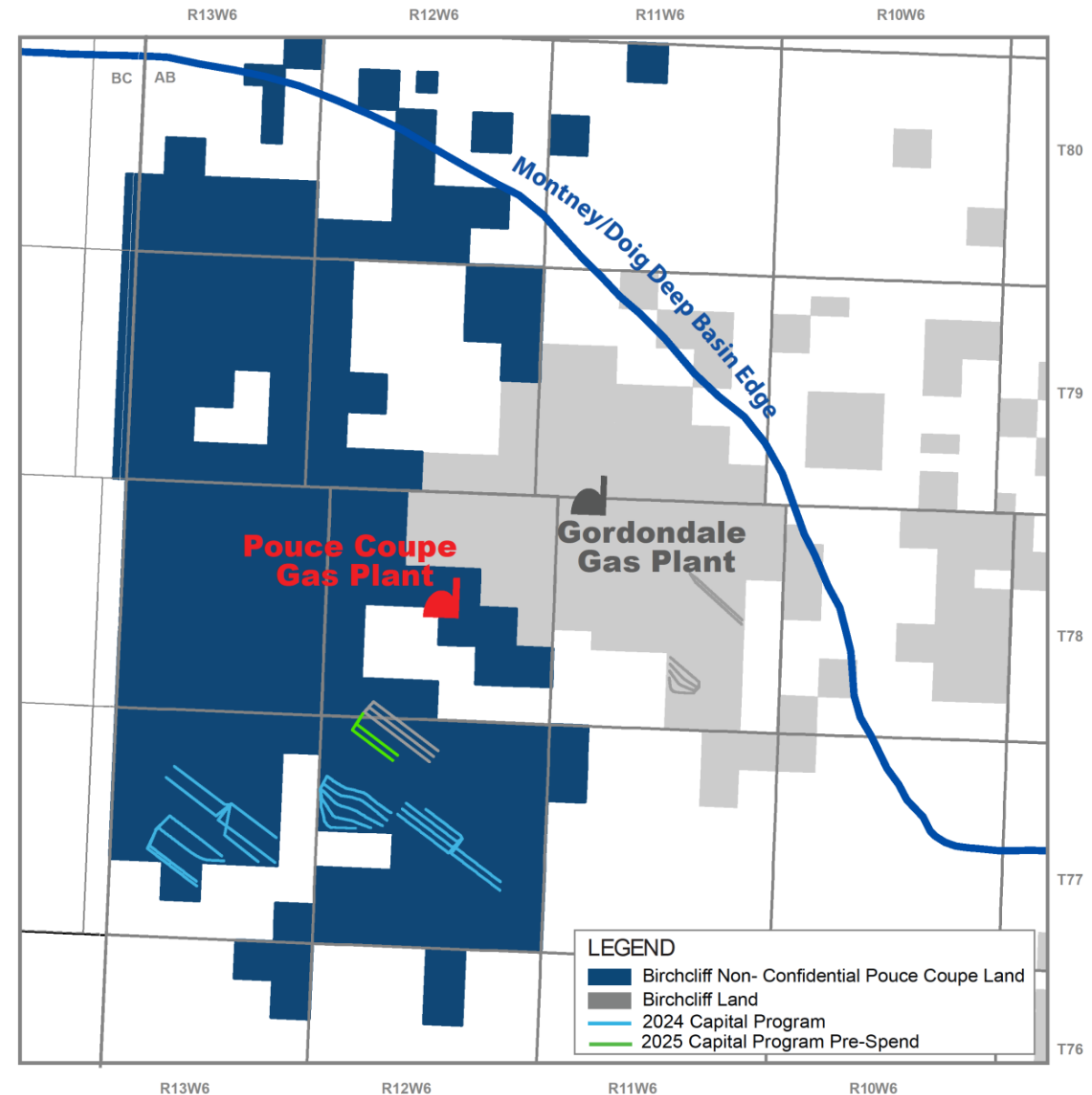
Predictable results with improving gas rates and liquids yields.



100% owned and operated Pouce Coupe Gas Plant provides best-in-class operating cost, maximizing netbacks.



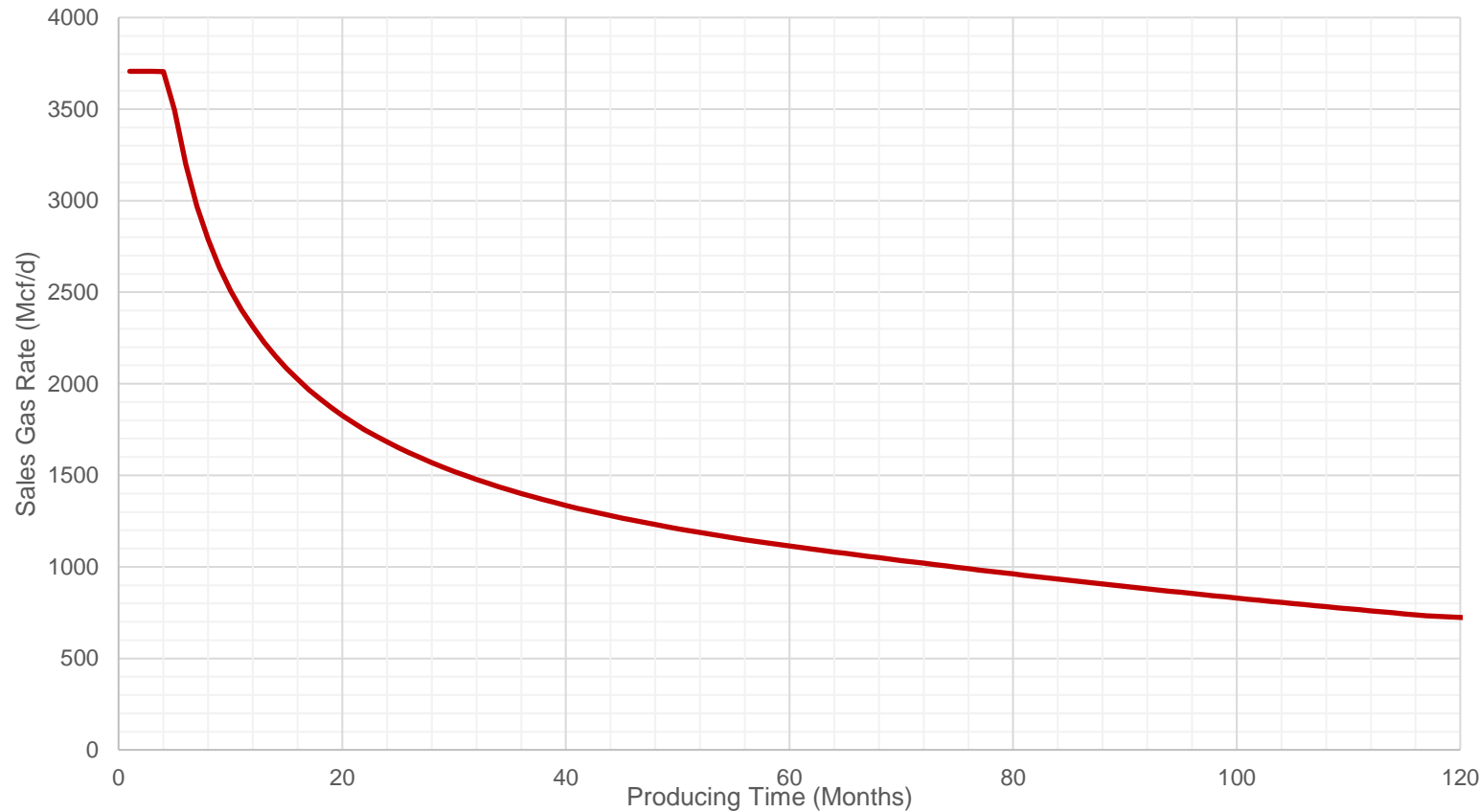
Excellent synergies through interconnectivity with Gordondale infrastructure, which allows for production sales optimization.



<sup>1)</sup> Consists of 304,051 Mcf/d of natural gas, 2,903 bbls/d of condensate, 1,765 bbls/d of NGLs and 50 bbls/d of light oil.



## BIRCHCLIFF'S MONTNEY/DOIG RESOURCE PLAY POUCE COUPE DELOITTE TIER 0 TYPE CURVE<sup>(1)</sup>



Deloitte Type Curve Production Summary				
	Condensate	Sales Gas	C3+ <sup>(2)</sup>	Total Sales
	bbls/d	Mcf/d	bbls/d	boe/d
IP30	256	3,706	26	899
IP90	224	3,706	26	867
IP180	180	3,587	25	803
IP360	132	3,098	21	669

Deloitte Tier 0 Type Curve Inputs		
Raw Gas EUR	<i>Bcf</i>	8.2
Sales EUR	<i>Mboe</i>	1,595
Capped Rate (Sales)	<i>MMcf/d</i>	3.7
CGR <sup>(3)</sup>	<i>bbl/MMcf</i>	33.3
DCCET Capital	<i>\$MM</i>	5.9

Rate of Return (%)					
		WTI (US\$/bbl)			
		\$70.00	\$80.00	\$90.00	\$100.00
AECO (C\$/GJ)	\$2.00	103	122	142	163
	\$3.00	143	164	187	212
	\$4.00	185	209	235	262
	\$5.00	230	257	284	314

NPV10 (\$MM)					
		WTI (US\$/bbl)			
		\$70.00	\$80.00	\$90.00	\$100.00
AECO (C\$/GJ)	\$2.00	12.3	13.6	14.8	16.1
	\$3.00	16.4	17.6	18.8	20.1
	\$4.00	20.0	21.2	22.4	23.7
	\$5.00	23.3	24.5	25.7	26.9

Payout (Years)					
		WTI (US\$/bbl)			
		\$70.00	\$80.00	\$90.00	\$100.00
AECO (C\$/GJ)	\$2.00	1.1	0.9	0.8	0.8
	\$3.00	0.9	0.8	0.7	0.7
	\$4.00	0.8	0.7	0.7	0.6
	\$5.00	0.7	0.6	0.6	0.6

\*Assumptions: FX 1.33 CAD/USD  
\*All economics are before tax; reference date is January 1, 2024

1) Deloitte 2P type curve as at December 31, 2023. See "Advisories – Presentation of Oil and Gas Reserves".  
 2) Associated liquids recovery at the Pouce Coupe Gas Plant.  
 3) CGR reflects life-time equivalent. CGR Curve for Tier 0 input declines from 70 bbls/MMcf to 30 bbls/MMcf over a 6 – 7 month period, remaining at 30 bbls/MMcf for the life of the well.



Q2 2024 average production of 22,891 boe/d<sup>(1)</sup>, with a liquids weighting of 38%.



Low decline base production requires less incremental wells to keep infrastructure full.



Strategic infrastructure with deep-cut liquids recovery and blending facilities to enhance netbacks. Birchcliff assumed operatorship of the Gordondale Gas Plant on July 1, 2024



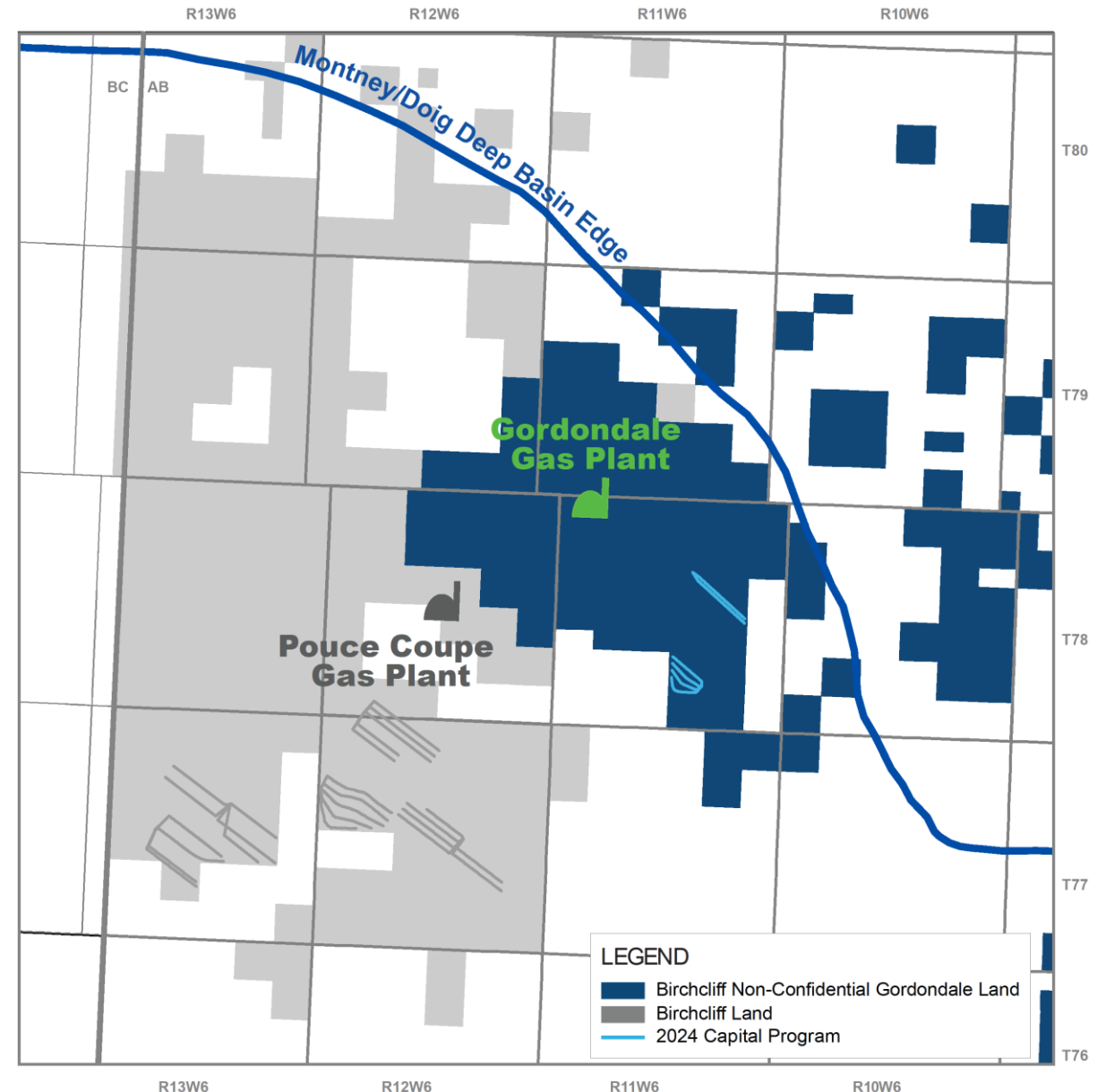
Asset optimized through infrastructure buildout, including field compression, fuel gas network, water infrastructure, disposal wells and direct liquids connection to Pembina's Peace and Northern Pipeline systems.



2024 program (6 wells from two pads) successfully targeted oil and liquids-rich gas wells in the Lower Montney and are exceeding internal estimates.



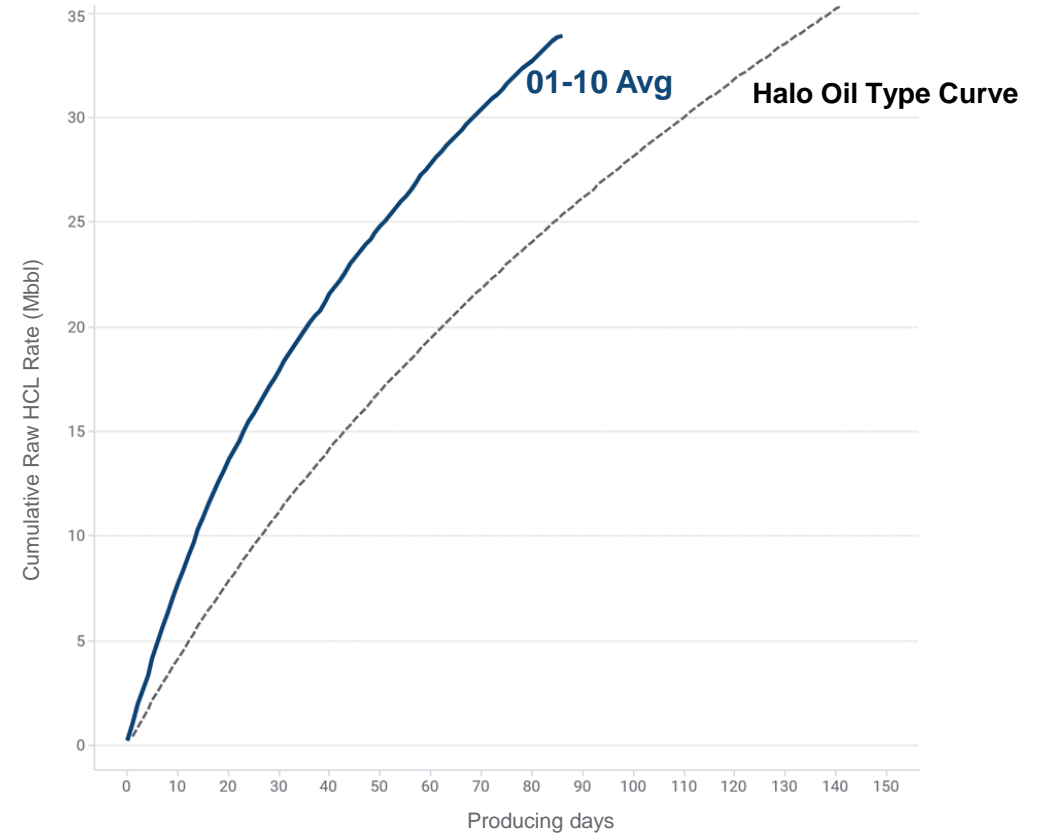
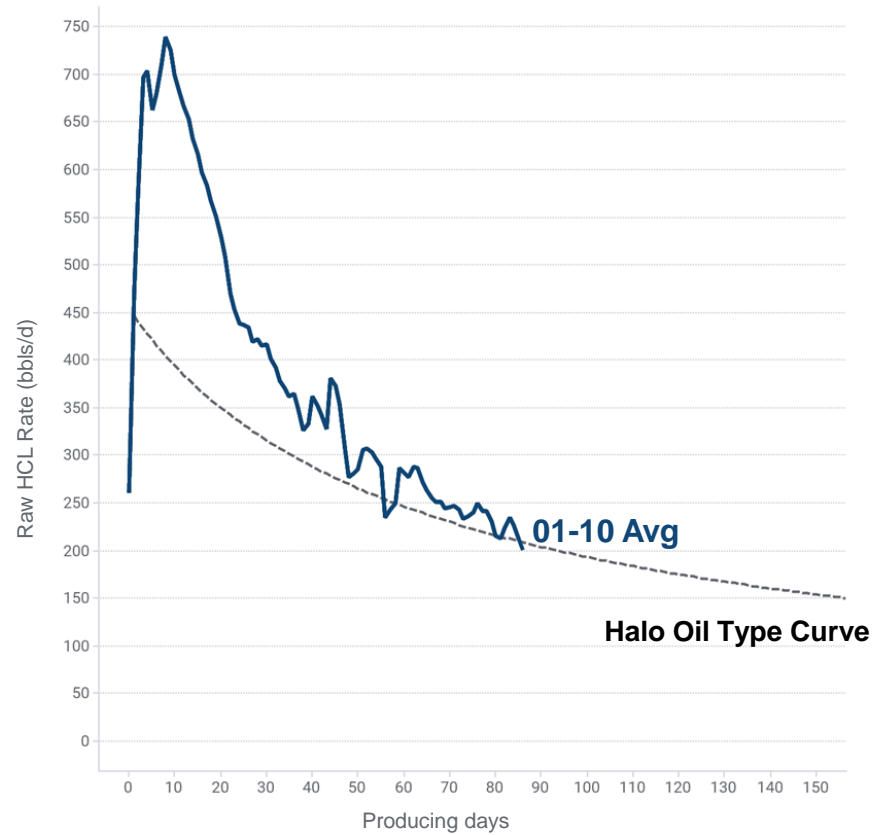
Large remaining drilling inventory with a mix of step-out and infill locations.



<sup>1)</sup> Consists of 84,586 Mcf/d of natural gas, 4,865 bbls/d of NGLs, 2,368 bbls/d of light oil and 1,560 bbls/d of condensate.

# 2024 LIGHT OIL PAD: STRONG PRODUCTION

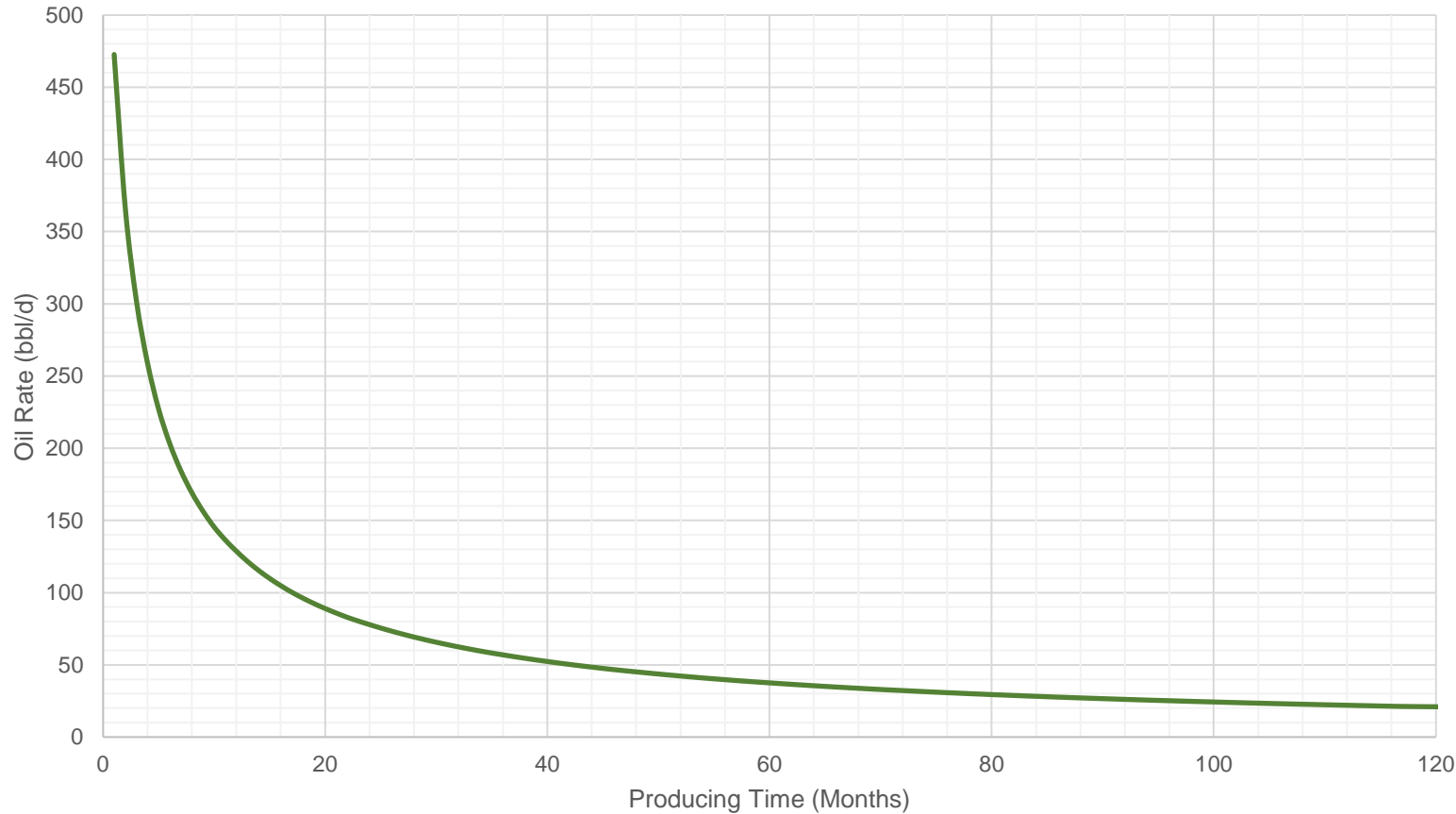
## GORDONDALE 1-10 PAD VS. HALO OIL TYPE CURVE<sup>(1)</sup>



01-10 (4-well) Pad	Wells: IP 30 <sup>(2)</sup>	Wells: IP 60 <sup>(2)</sup>
Average per well production rate (boe/d)	840	730
Average per well natural gas production rate (Mcf/d)	1,627	1,645
Average per well light oil production rate (bbbls/d)	569	456
<b>Light oil-to-gas ratio (bbbls/MMcf)</b>	<b>350</b>	<b>277</b>

<sup>1)</sup> Deloitte 2P type curve as at December 31, 2023. See "Advisories – Presentation of Oil and Gas Reserves".  
<sup>2)</sup> Represents the cumulative volumes for each well measured at the wellhead separator for the 30 or 60 days (as applicable) of production immediately after each well was considered stabilized after producing fracture treatment fluid back to surface in an amount such that flow rates of hydrocarbons became reliable. See "Advisories – Initial Production Rates".

**BIRCHCLIFF'S MONTNEY/DOIG RESOURCE PLAY**  
GORDONDALE DELOITTE LOW GOR HALO OIL TYPE CURVE<sup>(1)</sup>



		Rate of Return (%)			
		WTI (US\$/bbl)			
		\$70.00	\$80.00	\$90.00	\$100.00
AECO (C\$/GJ)	\$2.00	152	196	243	295
	\$3.00	176	222	272	327
	\$4.00	199	248	301	358
	\$5.00	223	275	329	389

		NPV10 (\$MM)			
		WTI (US\$/bbl)			
		\$70.00	\$80.00	\$90.00	\$100.00
AECO (C\$/GJ)	\$2.00	11.3	13.3	15.1	16.9
	\$3.00	12.9	14.8	16.6	18.4
	\$4.00	14.3	16.3	18.0	19.8
	\$5.00	15.6	17.5	19.3	21.1

		Payout (Years)			
		WTI (US\$/bbl)			
		\$70.00	\$80.00	\$90.00	\$100.00
AECO (C\$/GJ)	\$2.00	0.8	0.7	0.6	0.6
	\$3.00	0.7	0.6	0.6	0.5
	\$4.00	0.7	0.6	0.6	0.5
	\$5.00	0.7	0.6	0.6	0.5

\*Assumptions: FX 1.33 CAD/USD  
\*All economics are before tax; reference date is January 1, 2024

Deloitte Type Curve Production Summary				
	Oil bbls/d	Sales Gas Mcf/d	C2+ <sup>(2)</sup> bbls/d	Total Sales boe/d
IP30	473	2,522	212	1,105
IP90	380	2,262	190	947
IP180	305	1,983	167	802
IP360	229	1,635	137	639

Deloitte Type Curve Inputs		
Raw Gas EUR	<i>Bcf</i>	3
Oil EUR	<i>Mbbl</i>	302
Sales EUR	<i>Mboe</i>	968
CGR (C2+) <sup>(3)</sup>	<i>bbl/MMcf</i>	86
DCCET Capital	<i>\$MM</i>	5.9

1) Deloitte 2P type curve as at December 31, 2023. See "Advisories – Presentation of Oil and Gas Reserves".  
2) Associated liquids recovery at the Gordondale Gas Plant.  
3) CGR reflects C2+ recovery at the Gordondale Gas Plant.





Elmworth land block includes approximately 140 net contiguous sections of prolific Montney/Doig inventory.



As part of Birchcliff's future growth plans for Elmworth, it has initiated the formal planning for a proposed 100% owned and operated natural gas processing plant in the area.



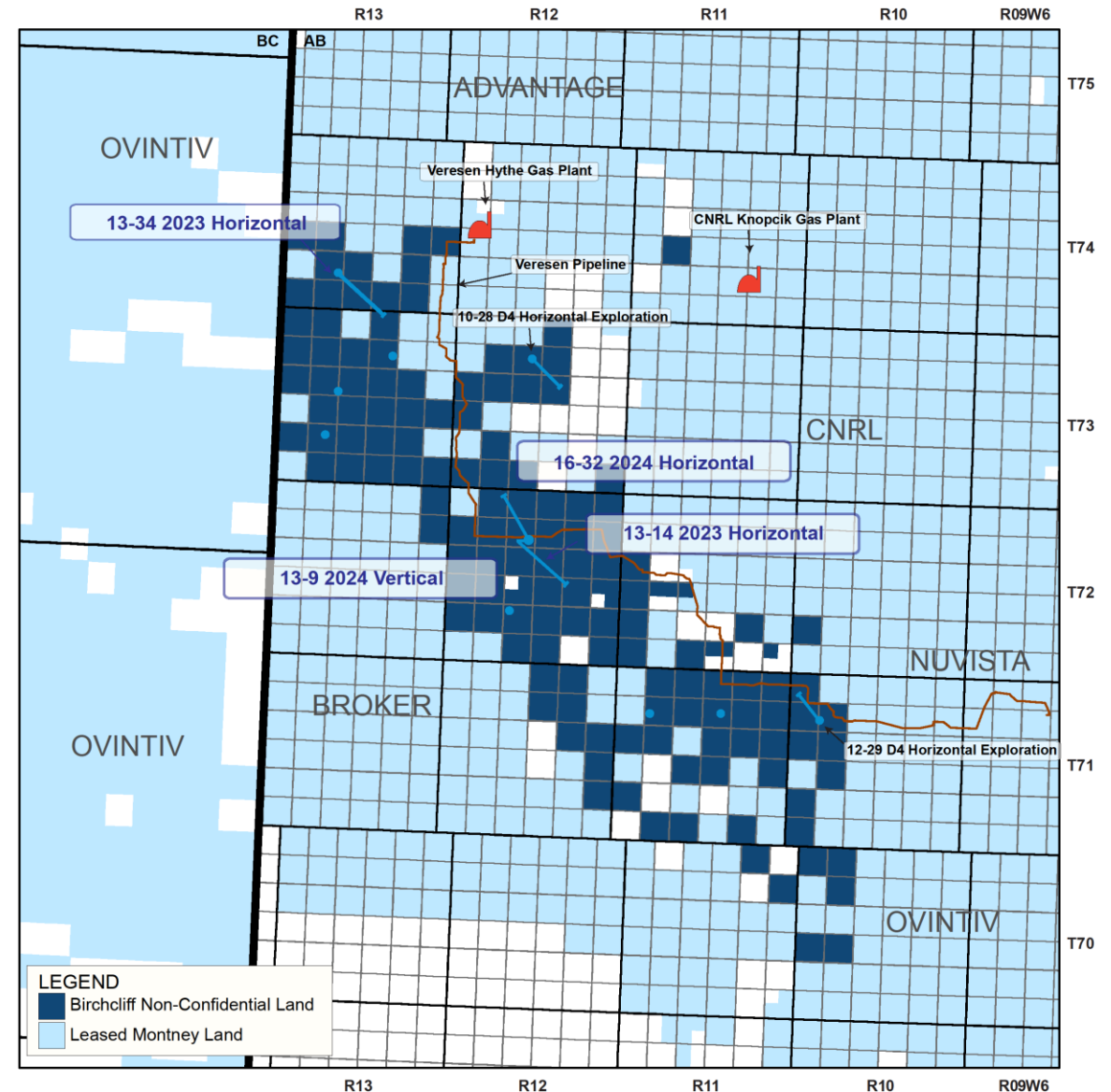
Two wells (one horizontal and one vertical) to be drilled by Birchcliff in Q3/24 which are expected to increase Birchcliff's inventory and reservoir expertise.



Elmworth asset provides multi-layer drilling targets in the Lower Montney and Basal Doig/Upper Montney that complements existing portfolio.

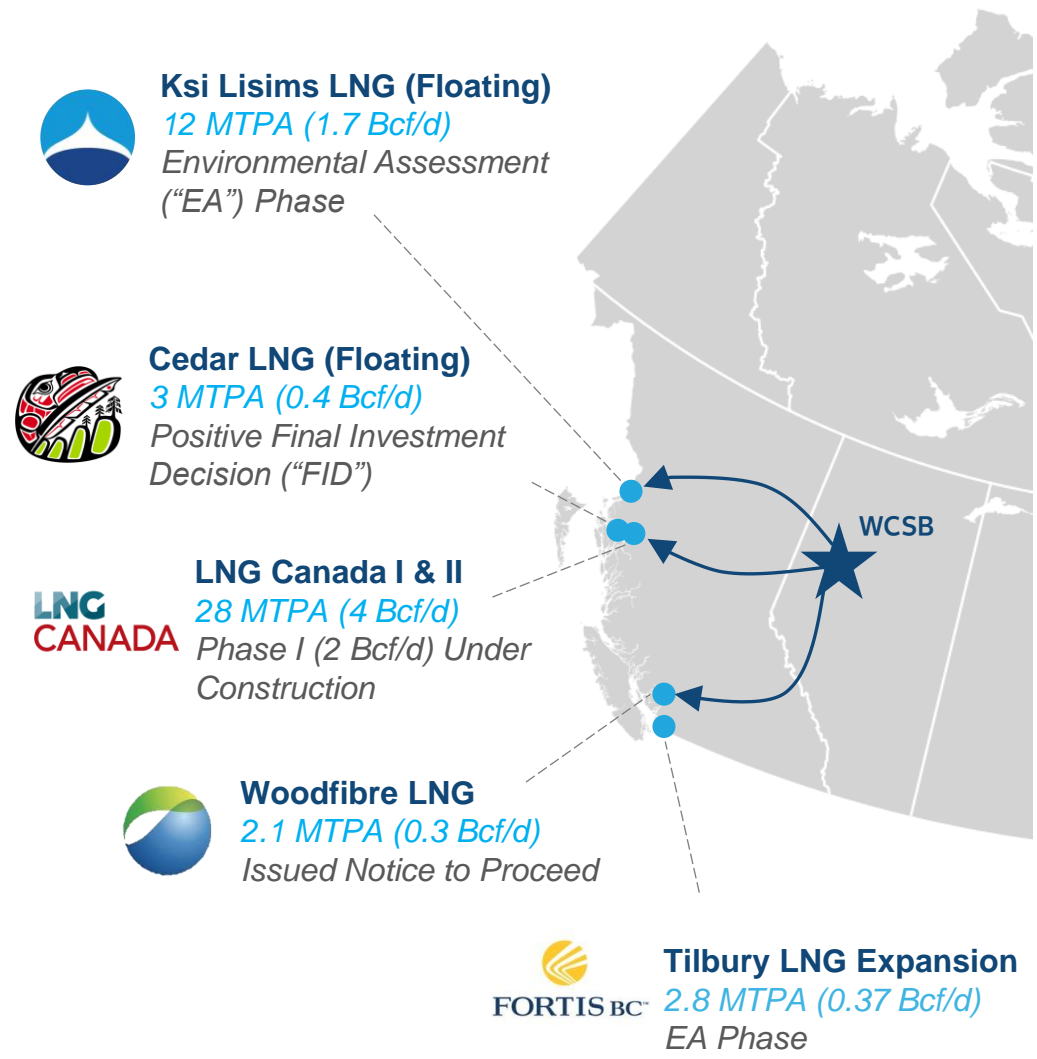


Montney/Doig resource in Elmworth provides significant future inventory and optionality with developing LNG demand.

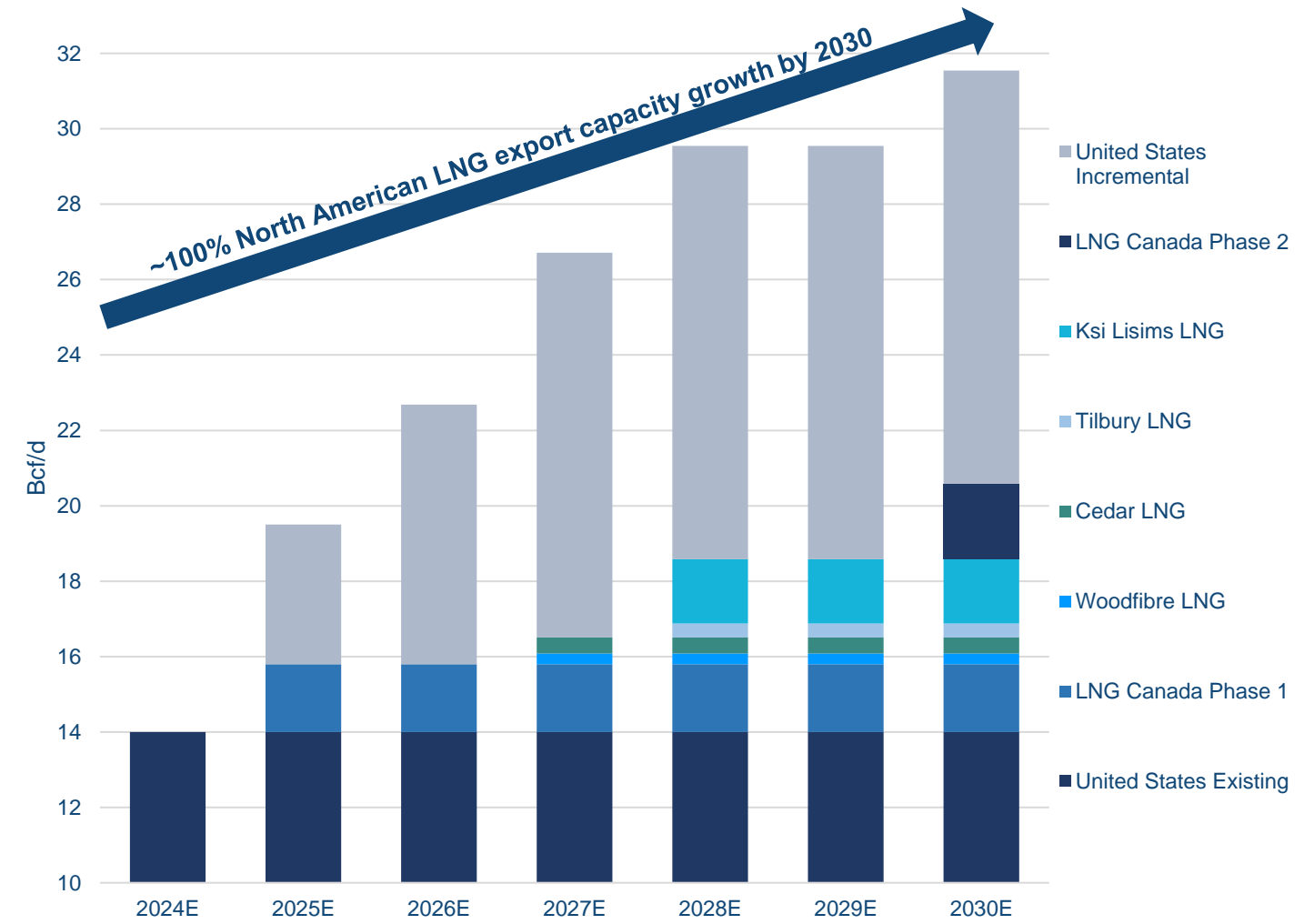


# CANADIAN WEST COAST LNG OPPORTUNITY<sup>(1)</sup>

## WESTERN CANADIAN LNG LANDSCAPE



Canada West Coast & US LNG Capacity




1) Source: Public filings, National Bank Financial.

# CANADIAN WEST COAST LNG OPPORTUNITY

## BIRCHCLIFF'S ACTIVE ROLE IN SUPPLYING THE WORLD WITH LNG



Source: Canadian Energy Centre, Ksi Lisims LNG



**Rockies LNG** is collaborating with the **Nisga'a Nation**, a modern treaty Nation in British Columbia, and **Western LNG**, an experienced LNG developer, to develop the 12 million tonne per year (approximately 1.7 Bcf/d) LNG export project, **Ksi Lisims LNG**, on the west coast of British Columbia.

## SOCIAL



Major supporter of STARS Air Ambulance and the United Way of Calgary, raising more than \$4 million for the organizations.



In 2023, Birchcliff participated in over 30 engagement sessions with local indigenous communities, invested approximately \$50,000 in local indigenous community programs, including over \$30,000 in scholarships for indigenous students, and utilized indigenous affiliated service providers for approximately \$6.8 million.



Over \$500,000 donated to local community groups and organizations last year outside of the larger STARS and United Way campaigns.

## GOVERNANCE



Birchcliff's mission is to be a leader in producing the most reliable, low-cost and responsible Canadian energy for the world.



Board consisting of over 30% female representation since 2017.



Five standing Board Committees assist the Board in fulfilling its oversight responsibilities and ensuring accountability to stakeholders.



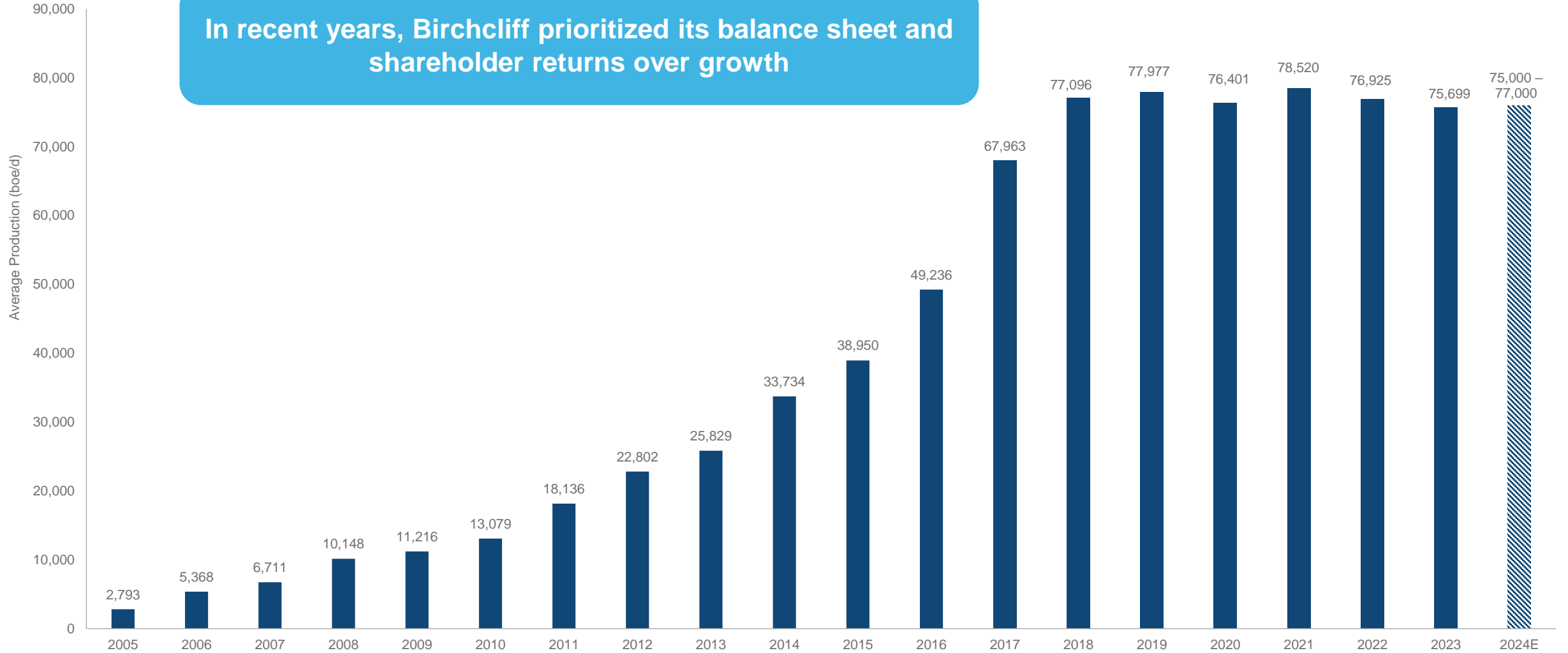


# APPENDIX

# PRODUCTION HISTORY

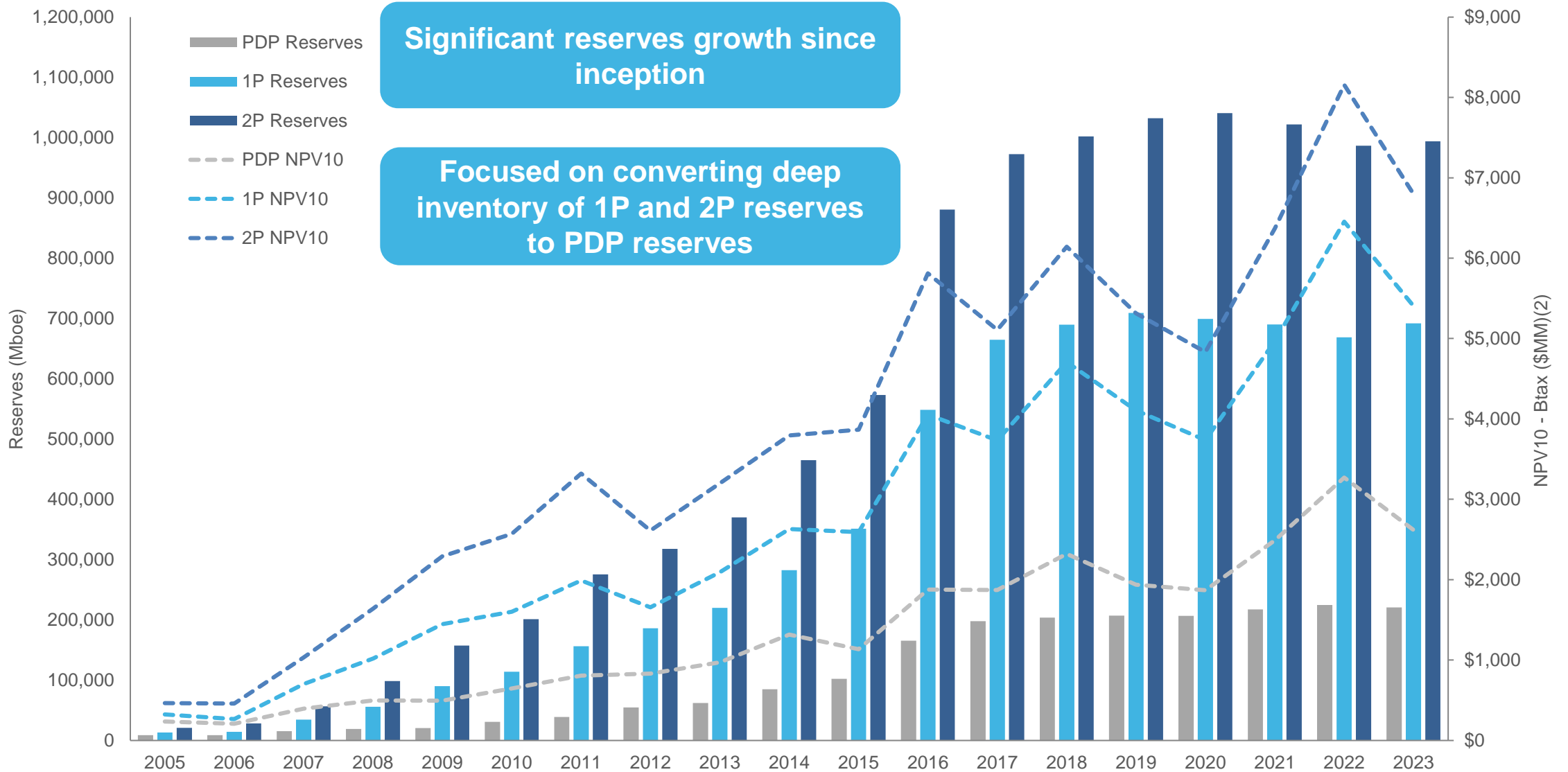
## SIGNIFICANT GROWTH SINCE INCEPTION

In recent years, Birchcliff prioritized its balance sheet and shareholder returns over growth



# CORPORATE RESERVES<sup>(1)</sup>

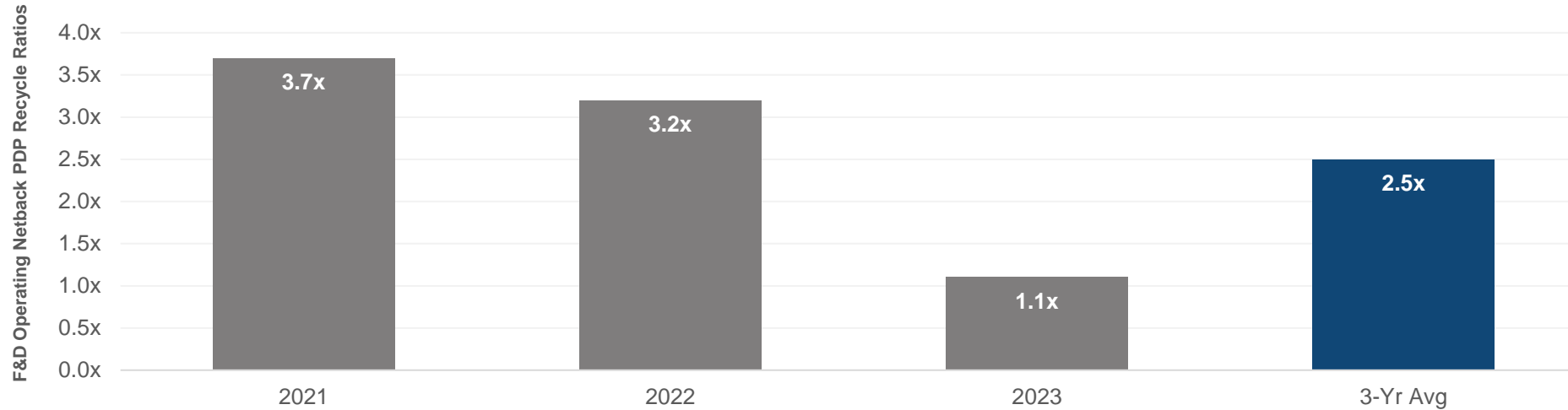
## SIGNIFICANT RESERVES VOLUMES AND VALUE



1) See "Advisories – Presentation of Oil and Gas Reserves".  
 2) Represents the net present value of the future net revenue (before income taxes, discounted at 10%) of Birchcliff's PDP, total proved and total proved plus probable reserves, as applicable, as estimated by Deloitte, using forecast prices and costs. Estimates of future net revenue do not represent fair market value.

**HISTORICAL PROFITABILITY**  
PROVEN TRACK RECORD AS A LOW-COST PRODUCER

**3-YEAR F&D OPERATING NETBACK PDP RECYCLE RATIOS<sup>(1)</sup>**

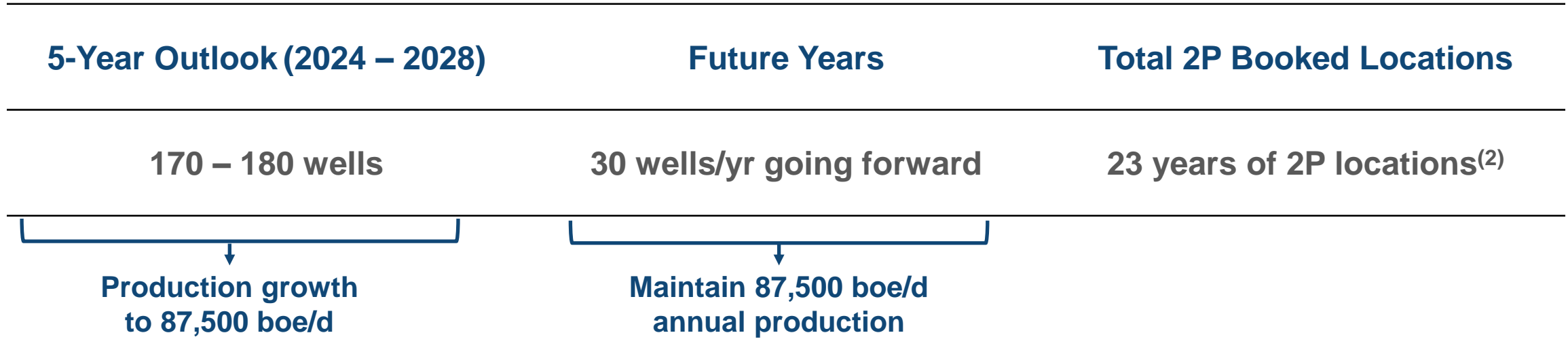


Corporate F&D Costs (incl. FDC) <sup>(2)</sup> & Operating Netback Recycle Ratios					
	2021	2022	2023	3-Yr Avg	
Operating Netback (\$/boe) <sup>(1)</sup>	\$21.50	\$32.85	\$14.74	\$23.03	
PDP F&D (\$/boe)	\$5.88	\$10.24	\$13.16 <sup>(3)</sup>	\$9.18	
1P F&D (\$/boe)	\$10.50	\$82.02	\$16.02 <sup>(4)</sup>	\$20.79	
2P F&D (\$/boe)	\$13.57	n/a <sup>(6)</sup>	\$24.90 <sup>(5)</sup>	\$47.94	
PDP Operating Netback Recycle Ratio	3.7x	3.2x	1.1x	2.5x	
1P Operating Netback Recycle Ratio	2.0x	0.4x	0.9x	1.1x	
2P Operating Netback Recycle Ratio	1.6x	n/a <sup>(6)</sup>	0.6x	0.5x	

Includes \$58 million of capital spent on strategic priorities that did not add reserves or production in 2023

1) Non-GAAP ratio. See "Advisories – Non-GAAP and Other Financial Measures".  
 2) See "Advisories – Oil and Gas Metrics" for a description of the methodology used to calculate F&D costs.  
 3) Birchcliff added 23.1 MMboe of PDP reserves in 2023, after adding back 2023 actual production of 27.6 MMboe.  
 4) Includes the 2023 increase in FDC from 2022 of \$334.1 million on a proved basis. Birchcliff added 39.9 MMboe of proved reserves in 2023, after adding back 2023 actual production of 27.6 MMboe.  
 5) Includes the 2023 increase in FDC from 2022 of \$403.2 million on a proved plus probable basis. Birchcliff added 28.4 MMboe of proved plus probable reserves in 2023 after adding back 2023 actual production of 27.6 MMboe.  
 6) As a result of the year-over-year decrease in proved plus probable reserves, the calculations for F&D costs and operating netback recycle ratio for this reserves category was not applicable in 2022.





Approximately 175 wells will be needed over the Five-Year Outlook to grow production to 87,500 boe/d. Birchcliff's extensive Alberta-based booked inventory in Pouce Coupe and Gordondale can grow and sustain production for approximately 23 years to keep infrastructure fully utilized.



Birchcliff's Elmworth asset is largely unbooked, providing the optionality to accelerate production growth in response to a sustained period of high commodity prices.



Birchcliff's drilling inventory positions the Corporation with the ability to grow and sustain production as North American LNG export capacity increases throughout the remainder of the decade.

1) See "Advisories – Forward-Looking Statements" for information regarding the assumptions and risks relating to the Five-Year Outlook and the commodity price, exchange rate and other assumptions underlying such outlook.  
 2) Based on 703 potential net future horizontal drilling locations in the 2023 Deloitte Report and the midpoint of 175 wells in the Five-Year Outlook. See "Advisories – Potential Future Drilling Locations".

## EXECUTIVE TEAM

### **Chris Carlsen**

President and Chief Executive Officer

### **Bruno Geremia**

Executive Vice President and Chief Financial Officer

### **Theo van der Werken**

Chief Operating Officer

### **Robyn Bourgeois**

Vice President, Legal, General Counsel and  
Corporate Secretary

### **Duane Thompson**

Vice President, Operations

### **Hue Tran**

Vice President, Business Development and  
Marketing

## DIRECTORS

### **Jeff Tonken**

Chairman of the Board

### **Dennis Dawson**

Independent Lead Director

### **Debra Gerlach**

Independent Director

### **Stacey McDonald**

Independent Director

### **Cameron Proctor**

Independent Director

### **James Surbey**

Director

## AUDITORS

KPMG LLP,  
Chartered Professional Accountants  
Calgary, Alberta

## RESERVES EVALUATOR

Deloitte LLP  
Calgary, Alberta

## BANK SYNDICATE

The Bank of Nova Scotia  
Royal Bank of Canada  
National Bank of Canada  
Canadian Imperial Bank of Commerce  
Bank of Montreal  
ATB Financial  
Business Development Bank of Canada  
Wells Fargo Bank, N.A., Canadian Branch  
United Overseas Bank Limited  
ICICI Bank Canada

## MANAGEMENT TEAM

### **Gates Aurigemma**

Manager, General Accounting

### **Jordon Cheung**

Drilling Manager

### **Jesse Doenz**

Controller and Investor Relations Manager

### **Andrew Fulford**

Surface Land Manager

### **Lee Grant**

Manager of Engineering

### **Dan Lundstrom**

Health and Safety Manager

### **Kevin Matiasz**

Completions Manager

### **Paul Messer**

Manager of Information Technology

### **Tyler Murray**

Mineral Land, Acquisitions and Dispositions  
Manager

### **Tam Nguyen**

Manager of Marketing

### **Landon Poffenroth**

Montney Asset Manager

### **Michelle Rodgerson**

Manager, Human Resources and Corporate  
Services

### **Jeff Rogers**

Facilities Manager

### **Victor Sandhawal**

Manager of Finance

### **Daniel Sharp**

Manager of Geology

### **Greg Vreim**

Manager of Production

## HEAD OFFICE

Suite 1000, 600 – 3rd Avenue S.W.  
Calgary, Alberta T2P 0G5  
Phone: 403-261-6401

## SPIRIT RIVER OFFICE

5604 – 49th Avenue  
Spirit River, Alberta T0H 3G0  
Phone: 780-864-4624  
Email: [birinfo@birchcliffenergy.com](mailto:birinfo@birchcliffenergy.com)

## TRANSFER AGENT

Computershare Trust Company of Canada  
Calgary, Alberta and Toronto, Ontario

## TSX: BIR

## DEFINITIONS

“**Deloitte**” means Deloitte, independent qualified reserves evaluator.

“**Gordondale Gas Plant**” means the deep-cut gas processing facility owned by AltaGas located in the Gordondale area of Alberta.

“**COGE Handbook**” means the Canadian Oil and Gas Evaluation Handbook maintained by the Society of Petroleum Evaluation Engineers (Calgary Chapter), as amended from time to time.

“**CSA Staff Notice 51-324**” means Canadian Securities Administrators’ Staff Notice 51-324 – *Revised Glossary to NI 51-101 Standards of Disclosure for Oil and Gas Activities*.

“**GAAP**” means generally accepted accounting principles for Canadian public companies, which are currently IFRS Accounting Standards as issued by the International Accounting Standards Board.

“**NI 51-101**” means National Instrument 51-101 – *Standards of Disclosure for Oil and Gas Activities*.

“**NI 52-112**” means National Instrument 52-112 – *Non-GAAP and Other Financial Measures Disclosure*.

“**Pouce Coupe Gas Plant**” means Birchcliff’s 100% owned and operated natural gas plant located in the Pouce Coupe area of Alberta.

## ABBREVIATIONS

1P	total proved	Mboe	thousand barrels of oil equivalent
2P	total proved plus probable	MMboe	million barrels of oil equivalent
AECO	benchmark price for natural gas determined at the AECO ‘C’ hub in southeast Alberta	Mcf	thousand cubic feet
bbbl	barrel	Mcf/d	thousand cubic feet per day
bbls/d	barrels per day	Mcf/e	thousand cubic feet of gas equivalent
Bcf/d	billion cubic feet per day	MM	millions
BD/UM	Basal Doig/Upper Montney	\$MM	millions of dollars
boe	barrel of oil equivalent	Mbbl	thousand barrels of oil
boe/d	barrel of oil equivalent per day	MMBtu	million British thermal units
C2+	ethane plus	MMcf	million cubic feet
C3+	propane plus	MMcf/d	thousand cubic feet per day
CGR	condensate to gas ratio	MSW	price for mixed sweet crude oil at Edmonton, Alberta
condensate	pentanes plus (C5+)	MTPA	million tonnes per annum
E	estimated	NAV	net asset value
EUR	estimated ultimate recovery	NGLs	natural gas liquids consisting of ethane (C2), propane (C3) and butane (C4) and specifically excluding condensate
F&D	finding and development	NPV10	net present value discounted at 10%
FDC	future development costs	NYMEX	New York Mercantile Exchange
G&A	general and administrative	OPEC	Organization of the Petroleum Exporting Countries
GHG	greenhouse gas	PDP	proved developed producing
GJ	gigajoule	tCO <sub>2</sub> e	tonnes of carbon dioxide equivalent
GJ/d	gigajoules per day	WTI	West Texas Intermediate, the reference price paid in U.S. dollars at Cushing, Oklahoma, for crude oil of standard grade
HH	Henry Hub	WCSB	Western Canadian Sedimentary Basin
IP	initial production	\$000s	thousands of dollars
LNG	liquified natural gas		
LPG	liquified petroleum gas		



## NON-GAAP AND OTHER FINANCIAL MEASURES

This presentation uses various “non-GAAP financial measures”, “non-GAAP ratios”, and “capital management measures” (as such terms are defined in NI 52-112), which are described in further detail below.

### Non-GAAP Financial Measures

NI 52-112 defines a non-GAAP financial measure as a financial measure that: (i) depicts the historical or expected future financial performance, financial position or cash flow of an entity; (ii) with respect to its composition, excludes an amount that is included in, or includes an amount that is excluded from, the composition of the most directly comparable financial measure disclosed in the primary financial statements of the entity; (iii) is not disclosed in the financial statements of the entity; and (iv) is not a ratio, fraction, percentage or similar representation. The non-GAAP financial measures used in this presentation are not standardized financial measures under GAAP and might not be comparable to similar measures presented by other companies. Investors are cautioned that non-GAAP financial measures should not be construed as alternatives to or more meaningful than the most directly comparable GAAP financial measures as indicators of Birchcliff’s performance. Set forth below is a description of the non-GAAP financial measures used in this presentation.

### Adjusted Funds Flow and Free Funds Flow

Birchcliff defines “adjusted funds flow” as cash flow from operating activities before the effects of decommissioning expenditures, retirement benefit payments and changes in non-cash operating working capital. Birchcliff eliminates settlements of decommissioning expenditures from cash flow from operating activities as the amounts can be discretionary and may vary from period to period depending on its capital programs and the maturity of its operating areas. The settlement of decommissioning expenditures is managed with Birchcliff’s capital budgeting process which considers available adjusted funds flow. Birchcliff eliminates retirement benefit payments from cash flow from operating activities as such payments reflect costs for past service and contributions made by eligible participants under the Corporation’s post-employment benefit plan, which are not indicative of the current period. Changes in non-cash operating working capital are eliminated in the determination of adjusted funds flow as the timing of collection and payment are variable and by excluding them from the calculation, the Corporation believes that it is able to provide a more meaningful measure of its operations and ability to generate cash on a continuing basis. Management believes that adjusted funds flow assists management and investors in assessing Birchcliff’s financial performance after deducting all operating and corporate cash costs, as well as its ability to generate the cash necessary to fund sustaining and/or growth capital expenditures, repay debt, settle decommissioning obligations, buy back common shares and pay dividends.

Birchcliff defines “free funds flow” as adjusted funds flow less F&D capital expenditures. Management believes that free funds flow assists management and investors in assessing Birchcliff’s ability to generate shareholder returns through a number of initiatives, including but not limited to, debt repayment, common share buybacks, the payment of common share dividends, acquisitions and other opportunities that would complement or otherwise improve the Corporation’s business and enhance long-term shareholder value.

The most directly comparable GAAP measure to adjusted funds flow and free funds flow is cash flow from operating activities. The following table provides a reconciliation of cash flow from operating activities to adjusted funds flow and free funds flow for the periods indicated:

	Three months ended		Six months ended		Twelve months ended
	June 30,		June 30,		December 31,
(\$000s)	2024	2023	2024	2023	2023
<b>Cash flow from operating activities</b>	<b>26,871</b>	<b>62,353</b>	<b>92,126</b>	<b>173,683</b>	<b>320,529</b>
Change in non-cash operating working capital	26,578	6,137	13,415	(16,830)	(19,477)
Decommissioning expenditures	215	1,160	353	1,534	3,775
Retirement benefit payments	-	-	13,851	-	2,000
<b>Adjusted funds flow</b>	<b>53,664</b>	<b>69,650</b>	<b>119,745</b>	<b>158,387</b>	<b>306,827</b>
F&D capital expenditures	(48,381)	(64,755)	(151,154)	(179,794)	(304,637)
<b>Free funds flow</b>	<b>5,283</b>	<b>4,895</b>	<b>(31,409)</b>	<b>(21,407)</b>	<b>2,190</b>

Birchcliff has disclosed in this presentation forecasts of adjusted funds flow and free funds flow for 2024, which are forward-looking non-GAAP financial measures. The equivalent historical non-GAAP financial measures are adjusted funds flow and free funds flow for the twelve months ended December 31, 2023. Birchcliff anticipates the forward-looking non-GAAP financial measure for adjusted funds flow and free funds flow to be lower than its historical amount primarily due to lower anticipated benchmark natural gas prices. The commodity price assumptions on which the Corporation's guidance is based are set forth under the heading "Advisories – Forward-Looking Statements".

### Net Asset Value

Birchcliff defines "net asset value" as property, plant and equipment, plus reserves premium adjustment (less reserves discount adjustment) for its PDP, total proved and total proved plus probable reserves (as the case may be), less total debt and plus the value of unexercised in-the-money stock options and performance warrants outstanding at the end of the period. Management believes that net asset value assists management and investors in assessing the long-term fair value of Birchcliff's underlying reserves assets after settling its outstanding financial obligations.

The most directly comparable GAAP financial measure to net asset value is property, plant and equipment. The following table provides a reconciliation of property, plant and equipment to net asset value for the periods indicated:

(\$000s)	Proved Developed Producing		Total Proved		Total Proved Plus Probable	
	2023	2022	2023	2022	2023	2022
<b>Property, plant and equipment</b>	<b>3,055,958</b>	<b>2,972,592</b>	<b>3,055,958</b>	<b>2,972,592</b>	<b>3,055,958</b>	<b>2,972,592</b>
Reserves premium (discount) adjustment <sup>(1)</sup>	(435,894)	297,708	2,349,659	3,481,608	3,779,459	5,183,408
Total debt	(382,306)	(138,549)	(382,306)	(138,549)	(382,306)	(138,549)
Unexercised securities	16,717	110,136	16,717	110,136	16,717	110,136
<b>Net asset value</b>	<b>2,254,475</b>	<b>3,241,887</b>	<b>5,040,028</b>	<b>6,425,787</b>	<b>6,469,828</b>	<b>8,127,587</b>

(1) Represents the premium or discount, as the case may be, between the net present value of future net revenue (before income taxes, discounted at 10%) of Birchcliff's PDP, total proved and total proved plus probable reserves, as the case may be, and the property, plant and equipment disclosed on the financial statements.

### Operating Netback

Birchcliff defines "operating netback" as petroleum and natural gas revenue less royalty expense, operating expense and transportation and other expense. Management believes that operating netback assists management and investors in assessing Birchcliff's operating profits after deducting the cash costs that are directly associated with the sale of its production, which can then be used to pay other corporate cash costs or satisfy other obligations.

The following table provides a breakdown of Birchcliff's operating netback for the periods indicated:

Twelve months ended, (\$000s)	December 31, 2023	December 31, 2022	December 31, 2021
P&NG revenue	740,359	1,340,180	932,406
Royalty expense	(70,257)	(161,226)	(76,271)
Operating expense	(105,809)	(101,581)	(91,515)
Transportation and other expense	(157,079)	(154,924)	(148,575)
<b>Operating netback</b>	<b>407,214</b>	<b>922,449</b>	<b>616,045</b>

### Non-GAAP Ratios

NI 52-112 defines a non-GAAP ratio as a financial measure that: (i) is in the form of a ratio, fraction, percentage or similar representation; (ii) has a non-GAAP financial measure as one or more of its components; and (iii) is not disclosed in the financial statements of the entity. The non-GAAP ratios used in this presentation are not standardized financial measures under GAAP and might not be comparable to similar measures presented by other companies. Set forth below is a description of the non-GAAP ratios used in this presentation.

### Adjusted Funds Flow Per Basic Common Share

Birchcliff calculates "adjusted funds flow per basic common share" as aggregate adjusted funds flow in the period divided by the weighted average basic common shares outstanding at the end of the period. Management believes that adjusted funds flow per basic common share assists management and investors in assessing Birchcliff's financial strength on a per common share basis.

### **Net Asset Value Per Common Share**

Birchcliff calculates “net asset value per common share” as the net asset value in each category of reserves divided by the aggregate of the basic common shares outstanding and in-the money dilutive common shares attributable to stock options and performance warrants outstanding at the end of the period. Management believes that net asset value per common share assists management and investors in comparing Birchcliff’s common share trading price to the underlying fair market value of its net assets on a per common share basis.

### **Operating Netback Per Boe**

Birchcliff calculates “operating netback per boe” as aggregate operating netback in the period divided by the production (boe) in the period. Operating netback per boe is a key industry performance indicator and one that provides investors with information that is commonly presented by other oil and natural gas producers. Management believes that operating netback per boe assists management and investors in assessing Birchcliff’s operating profitability and sustainability by isolating the impact of production volumes to better analyze its performance against prior periods on a comparable basis.

### **Operating Netback Recycle Ratio**

Birchcliff calculates “recycle ratio” as operating netback per boe in the period divided by F&D costs for its PDP, proved and proved plus probable reserves, as the case may be, in the period. Management believes that operating netback recycle ratio assists management and investors in assessing Birchcliff’s ability to profitably find and develop its PDP, proved and proved plus probable reserves.

### **Capital Management Measures**

NI 52-112 defines a capital management measure as a financial measure that: (i) is intended to enable an individual to evaluate an entity’s objectives, policies and processes for managing the entity’s capital; (ii) is not a component of a line item disclosed in the primary financial statements of the entity; (iii) is disclosed in the notes to the financial statements of the entity; and (iv) is not disclosed in the primary financial statements of the entity. Set forth below is a description of the capital management measure used in this presentation.

### **Total Debt**

Birchcliff calculates “total debt” as the amount outstanding under the Corporation’s Credit Facilities plus working capital deficit (less working capital surplus) plus the fair value of the current asset portion of financial instruments less the fair value of the current liability portion of financial instruments and less the current portion of other liabilities discounted at the end of the period. Management believes that total debt assists management and investors in assessing Birchcliff’s overall liquidity and financial position at the end of the period. The following table provides a reconciliation of the amount outstanding under the Credit Facilities, as determined in accordance with GAAP, to total debt for the periods indicated:

<b>As at, (\$000s)</b>	<b>December 31, 2023</b>
<b>Revolving term credit facilities</b>	<b>372,097</b>
Working capital deficit <sup>(1)</sup>	13,084
Fair value of financial instruments – asset <sup>(2)</sup>	3,588
Fair value of financial instruments – liability <sup>(2)</sup>	(1,394)
Other liabilities <sup>(2)</sup>	(5,069)
<b>Total debt</b>	<b>382,306</b>

(1) Current liabilities less current assets.

(2) Reflects the current portion only.

### **PRESENTATION OF OIL AND GAS RESERVES**

Certain terms used herein are defined in NI 51-101, CSA Staff Notice 51-324 and/or the COGE Handbook and, unless the context otherwise requires, shall have the same meanings in this presentation as in NI 51-101, CSA Staff Notice 51-324 or the COGE Handbook, as the case may be.

Deloitte prepared the 2023 Reserves Report. In addition, Deloitte and/or McDaniel & Associates Consultants Ltd. (or their predecessors) prepared reserves evaluations in respect of Birchcliff’s oil and natural gas properties for the previous years disclosed herein. Such evaluations were prepared in accordance with the standards contained in NI 51-101 and the COGE Handbook that were in effect at the relevant time. The estimates of reserves and future net revenue herein are extracted from the relevant evaluation.

There are numerous uncertainties inherent in estimating quantities of oil, natural gas and NGLs reserves and the future net revenue attributed to such reserves. The reserves and associated future net revenue information set forth in this presentation are estimates only. In general, estimates of economically recoverable oil, natural gas and NGLs reserves and the future net revenue therefrom are based upon a number of variable factors and assumptions, such as historical production from the properties, production rates, ultimate reserves recovery, the timing and amount of capital expenditures, marketability of oil, natural gas and NGLs, royalty rates, the assumed effects of regulation by governmental agencies and future operating costs, all of which may vary materially from actual results. For these reasons, estimates of the economically recoverable oil, natural gas and NGLs reserves attributable to any particular group of properties, the classification of such reserves based on risk of recovery and estimates of future net revenue associated with reserves prepared by different engineers, or by the same engineer at different times, may vary. Birchcliff's actual production, revenue, taxes and development and operating expenditures with respect to its reserves will vary from estimates thereof and such variations could be material. It should not be assumed that the undiscounted or discounted net present value of future net revenue attributable to Birchcliff's reserves estimated by Birchcliff's independent qualified reserves evaluator represent the fair market value of those reserves. There is no assurance that the forecast prices and costs assumptions will be attained and variances could be material. Actual oil, natural gas and NGLs reserves may be greater than or less than the estimates provided herein and variances could be material. With respect to the disclosure of reserves contained herein relating to portions of Birchcliff's properties, the estimates of reserves and future net revenue for individual properties may not reflect the same confidence level as estimates of reserves and future net revenue for all properties, due to the effects of aggregation.

In this presentation, unless otherwise stated all references to "reserves" are to Birchcliff's gross company reserves (Birchcliff's working interest (operating or non-operating) share before deduction of royalties and without including any royalty interests of Birchcliff). The information set forth in this presentation relating to reserves and future net revenue constitutes forward-looking statements and is subject to certain risks and uncertainties. See "Advisories – Forward-Looking Statements".

#### UNAUDITED INFORMATION

All financial and operational information contained in this presentation for the three and six months ended June 30, 2024 and 2023 is unaudited.

#### CURRENCY

Unless otherwise indicated, all dollar amounts are expressed in Canadian dollars, all references to "\$" and "CDN\$" are to Canadian dollars and all references to "US\$" are to United States dollars.

#### BOE AND MCFE CONVERSIONS

Boe amounts have been calculated by using the conversion ratio of 6 Mcf of natural gas to 1 bbl of oil and Mcfe amounts have been calculated by using the conversion ratio of 1 bbl of oil to 6 Mcf of natural gas. Boe and Mcfe amounts may be misleading, particularly if used in isolation. A boe conversion ratio of 6 Mcf: 1 bbl and an Mcfe conversion ratio of 1 bbl: 6 Mcf is based on an energy equivalency conversion method primarily applicable at the burner tip and does not represent a value equivalency at the wellhead. Given that the value ratio based on the current price of crude oil as compared to natural gas is significantly different from the energy equivalency of 6:1, utilizing a conversion on a 6:1 basis may be misleading as an indication of value.

#### MMBTU PRICING CONVERSIONS

\$1.00 per MMBtu equals \$1.00 per Mcf based on a standard heat value Mcf.

#### OIL AND GAS METRICS

This presentation contains metrics commonly used in the oil and natural gas industry, including F&D costs, reserves life index, operating netback recycle ratio, net asset value, operating netbacks and net asset value per common share which have been determined by Birchcliff as set out below. These oil and gas metrics do not have any standardized meanings or standard methods of calculation and therefore may not be comparable to similar measures presented by other companies. As such, they should not be used to make comparisons. Management uses these oil and gas metrics for its own performance measurements and to provide investors with measures to compare Birchcliff's performance over time; however, such measures are not reliable indicators of Birchcliff's future performance, which may not compare to Birchcliff's performance in previous periods, and therefore should not be unduly relied upon.

With respect to F&D costs:

- F&D costs for PDP, proved or proved plus probable reserves, as the case may be, are calculated by taking the sum of: (i) exploration and development costs (F&D capital expenditures) incurred in the period; and (ii) where appropriate, the change during the period in FDC for the reserves category; divided by the additions to the reserves category after adding back production in the period. F&D costs exclude the effects of acquisitions and dispositions.
- In determining the amounts of F&D costs for a PDP, proved and proved plus probable reserves, as the case may be, the estimated reserves during the period and the change during the period in estimated FDC are based upon the evaluations of Birchcliff's reserves prepared by its independent qualified reserves evaluators, effective December 31 of such year.
- The aggregate of the F&D capital expenditures incurred in the most recent financial year and the change during that year in estimated FDC generally will not reflect total F&D costs related to reserves additions for that year.
- F&D costs may be used as a measure of the Corporation's efficiency with respect to finding and developing its reserves.
- Reserves life index is calculated by dividing PDP, proved or proved plus probable reserves, as the case may be, estimated by Deloitte at December 31, 2023, by 76,000 boe/d (which represents the mid-point of Birchcliff's updated annual average production guidance range for 2024). Reserves life index may be used as a measure of the Corporation's sustainability.
- For information regarding operating netback, operating netback recycle ratios and net asset value per common share and how such metrics are calculated, see "Non-GAAP and Other Financial Measures".

**POTENTIAL FUTURE DRILLING LOCATIONS**

This presentation discloses potential net future horizontal drilling locations, specifically: 703 potential net future horizontal drilling locations to which proved plus probable reserves have been attributed by Deloitte. Proved plus probable locations consist of proposed drilling locations identified in the 2023 Deloitte Report that have proved and/or probable reserves, as applicable, attributed to them. Unbooked locations are internal estimates based on Birchcliff's prospective acreage and an assumption as to the number of wells that can be drilled per section based on industry practice and internal technical analysis review. Unbooked locations have been identified by management as an estimate of Birchcliff's multiyear drilling activities based on evaluation of applicable geologic, seismic, engineering, production and reserves information.

Birchcliff's ability to drill and develop these locations and the drilling locations on which Birchcliff actually drills wells depends on a number of uncertainties and factors, including, but not limited to, the availability of capital, equipment and personnel, oil and natural gas prices, costs, inclement weather, seasonal restrictions, drilling results, additional geological, geophysical and reservoir information that is obtained, production rate recovery, gathering system and transportation constraints, the net price received for commodities produced, regulatory approvals and regulatory changes. As a result of these uncertainties, there can be no assurance that the potential future drilling locations that Birchcliff has identified will ever be drilled and, if drilled, that such locations will result in additional oil, condensate, NGLs or natural gas production and, in the case of unbooked locations, additional reserves. As such, Birchcliff's actual drilling activities may differ materially from those presently identified, which could adversely affect Birchcliff's business. While certain of the unbooked drilling locations have been de-risked by drilling existing wells in relatively close proximity to such unbooked drilling locations, some of the other unbooked drilling locations are farther away from existing wells, where management has less information about the characteristics of the reservoir and there is therefore more uncertainty whether wells will be drilled in such locations and, if drilled, there is more uncertainty that such wells will result in additional proved or probable reserves, resources or production.

**PRODUCTION**

With respect to the disclosure of Birchcliff's production contained in this presentation: (i) references to "light oil" mean "light crude oil and medium crude oil" as such term is defined in NI 51-101; (ii) references to "liquids" mean "light crude oil and medium crude oil" and "natural gas liquids" (including condensate) as such terms are defined in NI 51-101; and (iii) references to "natural gas" mean "shale gas", which also includes an immaterial amount of "conventional natural gas", as such terms are defined in NI 51-101. In addition, NI 51-101 includes condensate within the product type of natural gas liquids. In certain cases, Birchcliff has disclosed condensate separately from other natural gas liquids as the price of condensate as compared to other natural gas liquids is currently significantly higher and Birchcliff believes presenting the two commodities separately provides a more accurate description of its operations and results therefrom.

**INITIAL PRODUCTION RATES**

Any references in this presentation to initial production rates or other short-term production rates are useful in confirming the presence of hydrocarbons; however, such rates are not determinative of the rates at which such wells will continue to produce and decline thereafter and are not indicative of the long-term performance or the ultimate recovery of such wells. In addition, such rates may also include recovered "load oil" or "load water" fluids used in well completion stimulation. Readers are cautioned not to place undue reliance on such rates in calculating the aggregate production for Birchcliff. Such rates are based on field estimates and may be based on limited data available at this time. The natural gas volumes represent raw natural gas volumes as opposed to sales gas volumes.

**F&D CAPITAL EXPENDITURES**

Unless otherwise stated, references in this presentation to "F&D capital expenditures" denotes exploration and development expenditures as disclosed in the Corporation's financial statements in accordance with GAAP, and is primarily comprised of capital for land, seismic, workovers, drilling and completions, well equipment and facilities and capitalized G&A costs and excludes any acquisitions, dispositions, administrative assets and the capitalized portion of cash incentive payments that have not been approved by the Board. Management believes that F&D capital expenditures assists management and investors in assessing Birchcliff's capital cost outlay associated with its exploration and development activities for the purposes of finding and developing its reserves.

**THIRD-PARTY INFORMATION**

This presentation includes market, industry and economic data which was obtained from various publicly available sources and other sources believed by Birchcliff to be true. Although Birchcliff believes such data to be reliable, it has not independently verified any of the data from third-party sources referred to in this presentation or analyzed or verified the underlying reports relied upon or referred to by such sources or ascertained the underlying economic and other assumptions relied upon by such sources. While Birchcliff believes that such market, industry and economic data is accurate, there can be no assurance as to the accuracy or completeness thereof and Birchcliff makes no representations or guarantees as to the accuracy or completeness of such information.

**FORWARD-LOOKING STATEMENTS**

Certain statements contained in this presentation constitute forward-looking statements and forward-looking information (collectively referred to as "**forward-looking statements**") within the meaning of applicable Canadian securities laws. The forward-looking statements contained in this presentation relate to future events or Birchcliff's future plans, strategy, operations, performance or financial position and are based on Birchcliff's current expectations, estimates, projections, beliefs and assumptions. Such forward-looking statements have been made by Birchcliff in light of the information available to it at the time the statements were made and reflect its experience and perception of historical trends. All statements and information other than historical fact may be forward-looking statements. Such forward-looking statements are often, but not always, identified by the use of words such as "seek", "plan", "focus", "future", "outlook", "position", "expect", "project", "intend", "believe", "anticipate", "estimate", "forecast", "guidance", "potential", "proposed", "predict", "budget", "continue", "targeting", "may", "will", "could", "might", "should", "would", "on track", "maintain", "deliver" and other similar words and expressions.



By their nature, forward-looking statements involve known and unknown risks, uncertainties and other factors that may cause actual results or events to differ materially from those anticipated in such forward-looking statements. Accordingly, readers are cautioned not to place undue reliance on such forward-looking statements. Although Birchcliff believes that the expectations reflected in the forward-looking statements are reasonable, there can be no assurance that such expectations will prove to be correct and Birchcliff makes no representation that actual results achieved will be the same in whole or in part as those set out in the forward-looking statements.

In particular, this presentation contains forward-looking statements relating to:

- Birchcliff's plans and other aspects of its anticipated future financial performance, results, operations, focus, objectives, strategies, opportunities, priorities and goals, including: that Birchcliff's emerging Elmworth asset base provides significant resource upside aligned with strong LNG demand outlook; and that Birchcliff is focused on delivering stable shareholder returns and maintaining a strong balance sheet;
- the information set forth on the slide "*Corporate Snapshot – Birchcliff Overview*" and elsewhere in this presentation as it relates to Birchcliff's outlook and guidance for 2024, including: forecasts of annual average production, adjusted funds flow, F&D capital expenditures, free funds flow, annual base dividend and total debt at year end; and the expected impact of changes in commodity prices and the CDN/US exchange rate on Birchcliff's forecast of free funds flow;
- the information set forth on the slides "*2024 Outlook – Capital Program Details*", "*2024 Capital Program – Major Themes*" and elsewhere in this presentation as it relates to Birchcliff's capital program and its exploration, production and development activities and the timing thereof, including: the focus of, the objectives of, the anticipated results from and the expected benefits of the 2024 capital program; estimates of capital expenditures (including Birchcliff's expected capital spending allocation and average well costs in 2024); the number and types of wells to be drilled and brought on production in 2024; the number and location of well pads; that the 10-22 and 16-15 pads will be drilled and completed in H2 2024 with onstream in Q4 2024 when natural gas prices are forecasted to be stronger; that the 04-05 pad will be brought on production in Q1 2025; that the program is focused on locations with high rate-of-return, attractive paybacks and high capital efficiencies; that longer laterals and increased proppant intensity expected to deliver strong well economics; that the Corporation has flexibility to actively manage capital program in response to changing economic conditions; that NGLs netbacks will improve by completion of a third-party NGLs pipeline tie in to its Pouce Coupe Gas Plant, eliminating the need for transportation by truck; and that the Corporation plans to continue to keep Gordondale Gas Plant full to maximize liquids recovery;
- the information set forth on the slides "*2024 Outlook – Natural Gas Marketing and Diversification*", "*Long-Term Contract Operating Agreement – Agreement Expected to Reduce Long-Term Operating Costs*", "*Liquids Marketing – Birchcliff's LPG Diversification Provides Exposure to Premium Far East Index Pricing*" and elsewhere in this presentation regarding Birchcliff's contract operating agreement, processing agreement and the LPG marketing agreements with AltaGas and the anticipated, timing, effects and benefits of such arrangements to Birchcliff;
- the information set forth on the slide "*2024 Outlook – Natural Gas Marketing and Diversification*" and elsewhere in this presentation regarding Birchcliff's marketing and natural gas diversification activities including: forecast natural gas market exposure and natural gas netbacks in 2024; and the benefits of Birchcliff's marketing and natural gas market diversification activities;
- the information set forth on the slide "*Five-Year Outlook – Disciplined Production Growth and Capital Investment Enhances Profitability*" and elsewhere in this presentation as it relates to Birchcliff's Five-Year Outlook, including: the key themes of the Five-Year Outlook (including that the Corporation will maintain a strong balance, that the Corporation will deliver stable shareholder returns and that the Corporation plans to fully utilize its existing infrastructure); that the Five-Year Outlook targets 15% production growth over the five-year period; that delivering disciplined production growth over the five-year period will fully utilize available existing processing and transportation capacity, reducing per unit costs; forecasts of annual average production and F&D capital spending;
- statements with respect to dividends, including: that the Corporation's 2024 annual common share dividend will be \$0.40 per common share; and that the annual base dividend for 2024 will be approximately \$108 million in aggregate;
- the information set forth on the slides "*Corporate Snapshot – Birchcliff Overview*", "*Corporate Reserves – Significant Intrinsic Value*" and "*Corporate Reserves – Significant Reserves Volumes and Value*" and elsewhere in this presentation as it relates to the Corporation's reserves, including: that the Corporation is focused on converting its deep inventory of 1P and 2P reserves to PDP reserves; and estimates of reserves, reserves life index and the net present values of future net revenue associated with Birchcliff's reserves;
- the information set forth on the slides "*Significant Drilling Inventory: Pouce Coupe & Gordondale – Decades of Low-Risk Booked Inventory Beyond Five-Year Outlook*" and elsewhere in this presentation as it relates to estimates of potential future drilling locations and opportunities;
- the information set forth on the slide "*Birchcliff's Montney/Doig Resource Play – Elmworth Overview*" and elsewhere in this presentation as it relates to Birchcliff's plans for the Elmworth area, including: that the Montney/Doig resource in Elmworth provides significant future inventory and optionality with developing LNG demand; statements with respect to the development of a proposed 100% owned and operated natural gas processing facility in the area; and statements regarding the Corporation's 2024 capital program with respect to Elmworth, including that two wells (one horizontal and one vertical) are to be drilled in Q3 2024 which are expected to increase Birchcliff's inventory and reservoir expertise; and progress formal planning for the construction of a natural gas processing plant in the area;
- the performance and other characteristics of Birchcliff's oil and natural gas properties and expected results from its assets, including statements regarding the potential or prospectivity of Birchcliff's properties;
- the information set forth on the slides "*Canadian West Coast LNG Opportunity – Birchcliff's Active Role in Supplying the World with LNG*" and "*Canadian West Coast LNG Opportunity – Western Canadian LNG Landscape*" as it relates to the Ksi Lisims LNG project and other LNG projects either under construction or in development on Canada's West Coast and in the United States, including: the size and timing of completion of such projects;
- That Birchcliff anticipates the forward-looking non-GAAP financial measure for adjusted funds flow to be lower than its historical amount primarily due to lower anticipated benchmark natural gas prices. Birchcliff anticipates the forward-looking non-GAAP financial measure for free funds flow to be higher than its historical amount primarily due to lower anticipated F&D capital expenditures.

Information relating to reserves is forward looking as it involves the implied assessment, based on certain estimates and assumptions, that the reserves exist in the quantities predicted or estimated and that the reserves can profitably be produced in the future. See "*Advisories – Presentation of Oil and Gas Reserves*".

With respect to the forward-looking statements contained in this presentation, assumptions have been made regarding, among other things: prevailing and future commodity prices and differentials, exchange rates, interest rates, inflation rates, royalty rates and tax rates; the state of the economy, financial markets and the exploration, development and production business; the political environment in which Birchcliff operates; the regulatory framework regarding royalties, taxes, environmental, climate change and other laws; the Corporation's ability to comply with existing and future laws; future cash flow, debt and dividend levels; future operating, transportation, G&A and other expenses; Birchcliff's ability to access capital and obtain financing on acceptable terms; the timing and amount of capital expenditures and the sources of funding for capital expenditures and other activities; the sufficiency of budgeted capital expenditures to carry out planned operations; the successful and timely implementation of capital projects and the timing, location and extent of future drilling and other operations; results of operations; Birchcliff's ability to continue to develop its assets and obtain the anticipated benefits therefrom; the performance of existing and future wells; reserves volumes and Birchcliff's ability to replace and expand reserves through acquisition, development or exploration; the impact of competition on Birchcliff; the availability of, demand for and cost of labour, services and materials; the approval of the Board of future dividends; the ability to obtain any necessary regulatory or other approvals in a timely manner; the satisfaction by third parties of their obligations to Birchcliff; the ability of Birchcliff to secure adequate processing and transportation for its products; Birchcliff's ability to successfully market natural gas and liquids; its ability to obtain the anticipated benefits of the contract operating agreement, processing agreement and additional LPG marketing agreements with AltaGas; the results of the Corporation's risk management and market diversification activities; and Birchcliff's natural gas market exposure. In addition to the foregoing assumptions, Birchcliff has made the following assumptions with respect to certain forward-looking statements contained in this presentation:

- With respect to Birchcliff's 2024 guidance (as updated on August 14, 2024), such guidance assumes the following commodity prices and exchange rate: an average WTI price of US\$79.05/bbl; an average WTI-MSW differential of CDN\$6.95/bbl; an average AECO price of CDN\$1.75/GJ; an average Dawn price of US\$2.05/MMBtu; an average NYMEX HH price of US\$2.35/MMBtu; and an exchange rate (CDN\$ to US\$1) of 1.37. In addition, Birchcliff's 2024 guidance is based on the following assumptions:
  - Birchcliff's production guidance assumes that: the 2024 capital program will be carried out as currently contemplated; no unexpected outages occur in the infrastructure that Birchcliff relies on to produce its wells and that any transportation service curtailments or unplanned outages that occur will be short in duration or otherwise insignificant; the construction of new infrastructure meets timing and operational expectations; existing wells continue to meet production expectations; and future wells scheduled to come on production meet timing, production and capital expenditure expectations.
  - Birchcliff's forecast of F&D capital expenditures assumes that the 2024 capital program will be carried out as currently contemplated and excludes any potential acquisitions, dispositions and the capitalized portion of cash incentive payments that have not been approved by the Board. The amount and allocation of capital expenditures for exploration and development activities by area and the number and types of wells to be drilled and brought on production is dependent upon results achieved and is subject to review and modification by management on an ongoing basis throughout the year. Actual spending may vary due to a variety of factors, including commodity prices, economic conditions, results of operations and costs of labour, services and materials.
  - Birchcliff's forecasts of adjusted funds flow and free funds flow assume that: the 2024 capital program will be carried out as currently contemplated and the level of capital spending for 2024 set forth herein is met; and the forecasts of production, production commodity mix, expenses and natural gas market exposure and the commodity price and exchange rate assumptions set forth herein are met. Birchcliff's forecast of adjusted funds flow takes into account its financial basis swap contracts outstanding as at August 8, 2024 and excludes cash incentive payments that have not been approved by the Board.
  - Birchcliff's forecast of year end total debt assumes that: (i) the forecasts of adjusted funds flow and free funds flow are achieved, with the level of capital spending for 2024 met and the payment of an annual base dividend of approximately \$108 million; (ii) any free funds flow remaining after the payment of dividends, asset retirement obligations and other amounts for administrative assets, financing fees and capital lease obligations is allocated towards debt reduction; (iii) there are no buybacks of common shares during 2024; (iv) there are no significant acquisitions or dispositions completed by the Corporation during 2024; (v) there are no equity issuances during 2024; and (vi) there are no further proceeds received from the exercise of stock options or performance warrants during 2024. The forecast of total debt excludes cash incentive payments that have not been approved by the Board.
  - Birchcliff's forecast of its natural gas market exposure assumes: (i) 175,000 GJ/d being sold on a physical basis at the Dawn price; (ii) 147,500 MMBtu/d being contracted on a financial basis at an average fixed basis differential price between AECO 7A and NYMEX HH of approximately US\$1.12/MMBtu; and (iii) 8,014 GJ/d being sold at Alliance on a physical basis at the AECO 5A price plus a premium. Birchcliff's natural gas market exposure takes into account its financial basis swap contracts outstanding as at August 8, 2024.
- With respect to Birchcliff's Five-Year Outlook, such outlook is based on the following assumptions:
  - The forecast production estimates contained in the Five-Year Outlook are subject to similar assumptions set forth herein for Birchcliff's 2024 production guidance.
  - Birchcliff's forecasts of F&D capital expenditures assume that the Corporation's capital programs will be carried out as currently contemplated and excludes any potential acquisitions, dispositions and the capitalized portion of cash incentive payments that have not been approved by the Board. The Five-Year Outlook also forecasts that approximately 170 to 180 wells will be brought on production over the five-year period, which forecast is subject to similar assumptions regarding wells drilled and brought on production as set forth herein. The amount and allocation of capital expenditures for exploration and development activities by area and the number and types of wells to be drilled and brought on production is dependent upon results achieved and is subject to review and modification by management on an ongoing basis throughout the five-year period. Actual spending may vary due to a variety of factors, including commodity prices, economic conditions, results of operations and costs of labour, services and materials.
- With respect to statements of future wells to be drilled and brought on production, such statements assume: the continuing validity of the geological and other technical interpretations performed by Birchcliff's technical staff, which indicate that commercially economic volumes can be recovered from Birchcliff's lands as a result of drilling future wells; and that commodity prices and general economic conditions will warrant proceeding with the drilling of such wells.
- With respect to estimates of reserves volumes and the net present values of future net revenue associated with Birchcliff's reserves, the key assumption is the validity of the data used by Deloitte in the Deloitte Report.

Birchcliff's actual results, performance or achievements could differ materially from those anticipated in the forward-looking statements as a result of both known and unknown risks and uncertainties including, but not limited to: general economic, market and business conditions which will, among other things, impact the demand for and market prices of Birchcliff's products and Birchcliff's access to capital; volatility of crude oil and natural gas prices; risks associated with increasing costs, whether due to high inflation rates, supply chain disruptions or other factors; fluctuations in exchange and interest rates; an inability of Birchcliff to generate sufficient cash flow from operations to meet its current and future obligations; an inability to access sufficient capital from internal and external sources on terms acceptable to the Corporation; risks associated with Birchcliff's credit facilities, including a failure to comply with covenants under the agreement governing Birchcliff's credit facilities and the risk that the borrowing base limit may be redetermined; fluctuations in the costs of borrowing; operational risks and liabilities inherent in oil and natural gas operations; the risk that weather events such as wildfires, flooding, droughts or extreme hot or cold temperatures forces the Corporation to shut-in production or otherwise adversely affects the Corporation's operations; the occurrence of unexpected events such as fires, explosions, blow-outs, equipment failures, transportation incidents and other similar events; an inability to access sufficient water or other fluids needed for operations; risks associated with supply chain disruptions; uncertainty that development activities in connection with Birchcliff's assets will be economic; an inability to access or implement some or all of the technology necessary to operate its assets and achieve expected future results; the uncertainty of estimates and projections relating to production, revenue, costs, expenses and reserves; the accuracy of estimates of reserves, future net revenue and production levels; geological, technical, drilling, construction and processing problems; uncertainty of geological and technical data; horizontal drilling and completions techniques and the failure of drilling results to meet expectations for reserves or production; uncertainties related to Birchcliff's future potential drilling locations; delays or changes in plans with respect to exploration or development projects or capital expenditures; the accuracy of cost estimates and variances in Birchcliff's actual costs and economic returns from those anticipated; incorrect assessments of the value of acquisitions and exploration and development programs; the risks posed by pandemics, epidemics and global conflict (including the Russian invasion of Ukraine and the Israel-Hamas conflict) and their impacts on supply and demand and commodity prices; actions taken by OPEC and other major producers of crude oil and the impact such actions may have on supply and demand and commodity prices; stock market volatility; loss of market demand; changes to the regulatory framework in the locations where the Corporation operates, including changes to tax laws, Crown royalty rates, environmental laws, climate change laws, carbon tax regimes, incentive programs and other regulations that affect the oil and natural gas industry; political uncertainty and uncertainty associated with government policy changes; actions by government authorities; an inability of the Corporation to comply with existing and future laws and the cost of compliance with such laws; dependence on facilities, gathering lines and pipelines; uncertainties and risks associated with pipeline restrictions and outages to third-party infrastructure that could cause disruptions to production; the lack of available pipeline capacity and an inability to secure adequate and cost-effective processing and transportation for Birchcliff's products; an inability to satisfy obligations under Birchcliff's firm marketing and transportation arrangements; shortages in equipment and skilled personnel; the absence or loss of key employees; competition for, among other things, capital, acquisitions of reserves, undeveloped lands, equipment and skilled personnel; management of Birchcliff's growth; environmental and climate change risks, claims and liabilities; potential litigation; default under or breach of agreements by counterparties and potential enforceability issues in contracts; claims by Indigenous peoples; the reassessment by taxing or regulatory authorities of the Corporation's prior transactions and filings; unforeseen title defects; third-party claims regarding the Corporation's right to use technology and equipment; uncertainties associated with the outcome of litigation or other proceedings involving Birchcliff; uncertainties associated with counterparty credit risk; risks associated with Birchcliff's risk management and market diversification activities; risks associated with the declaration and payment of future dividends, including the discretion of the Board to declare dividends and change the Corporation's dividend policy and the risk that the amount of dividends may be less than currently forecast; the failure to obtain any required approvals in a timely manner or at all; the failure to realize the anticipated benefits of Birchcliff's contract operating agreement, processing agreement and the LPG marketing agreements with AltaGas; the failure to complete or realize the anticipated benefits of acquisitions and dispositions and the risk of unforeseen difficulties in integrating acquired assets into Birchcliff's operations; negative public perception of the oil and natural gas industry and fossil fuels; the Corporation's reliance on hydraulic fracturing; market competition, including from alternative energy sources; changing demand for petroleum products; the availability of insurance and the risk that certain losses may not be insured; breaches or failure of information systems and security (including risks associated with cyber-attacks); risks associated with the ownership of the Corporation's securities; the accuracy of the Corporation's accounting estimates and judgments; and the risk that any of the Corporation's material assumptions prove to be materially inaccurate (including the Corporation's commodity price and exchange rate assumptions).

The declaration and payment of any future dividends are subject to the discretion of the Board and may not be approved or may vary depending on a variety of factors and conditions existing from time to time, including commodity prices, free funds flow, current and forecast commodity prices, fluctuations in working capital, financial requirements of Birchcliff, applicable laws (including solvency tests under the *Business Corporations Act* (Alberta) for the declaration and payment of dividends) and other factors beyond Birchcliff's control. The payment of dividends to shareholders is not assured or guaranteed and dividends may be reduced or suspended entirely. In addition to the foregoing, the Corporation's ability to pay dividends now or in the future may be limited by covenants contained in the agreements governing any indebtedness that the Corporation has incurred or may incur in the future, including the terms of Birchcliff's credit facilities. The agreement governing Birchcliff's credit facilities provides that Birchcliff is not permitted to make any distribution (which includes dividends) at any time when an event of default exists or would reasonably be expected to exist upon making such distribution, unless such event of default arose subsequent to the ordinary course declaration of the applicable distribution.

Readers are cautioned that the foregoing lists of factors are not exhaustive. Additional information on these and other risk factors that could affect results of operations, financial performance or financial results are included in Birchcliff's most recent annual information form under the heading "*Risk Factors*" and in other reports filed with Canadian securities regulatory authorities.

This presentation contains information that may constitute future-oriented financial information or financial outlook information (collectively, "**FOFI**") about Birchcliff's prospective financial performance, financial position or cash flows, all of which is subject to the same assumptions, risk factors, limitations and qualifications as set forth above. Readers are cautioned that the assumptions used in the preparation of such information, although considered reasonable at the time of preparation, may prove to be imprecise or inaccurate and, as such, undue reliance should not be placed on FOFI. Birchcliff's actual results, performance and achievements could differ materially from those expressed in, or implied by, FOFI. Birchcliff has included FOFI in order to provide readers with a more complete perspective on Birchcliff's future operations and management's current expectations relating to Birchcliff's future performance. Readers are cautioned that such information may not be appropriate for other purposes.

Management has included the above summary of assumptions and risks related to forward-looking statements provided in this presentation in order to provide readers with a more complete perspective on Birchcliff's future operations and management's current expectations relating to Birchcliff's future performance. Readers are cautioned that this information may not be appropriate for other purposes.

The forward-looking statements and FOFI contained in this presentation are expressly qualified by the foregoing cautionary statements. The forward-looking statements and FOFI contained herein are made as of the date of this presentation. Unless required by applicable laws, Birchcliff does not undertake any obligation to publicly update or revise any forward-looking statements or FOFI, whether as a result of new information, future events or otherwise.